

## *Pitts Enterprises Product Selector*



Pitts Enterprises pricing for contract #092922-PTT is calculated at 15% off published list price to Sourcewell participating members.

1% volume discount on a quantity of 10 or more like products and consecutive build to a single Sourcewell participating member will apply.

Contact Pitts Enterprises or your Sourcewell contact to receive contract pricing on our trailers.

***Scroll Down to see Pitts Enterprises product offerings and Details***



# Pitts Enterprises Product Selector



Models	Description
<b>Log Trailers</b>	
<a href="#">LT40</a>	Straight Frame Log Trailers Mill Rolled Beam
<a href="#">LT40-L</a>	Straight Frame Log Trailers Fabricated Beam
<a href="#">LT40-UL</a>	Straight Frame Log Trailers Fabricated Beam, Ultra Light Bolsters
<a href="#">LT40-8L</a>	8" Center drop Log Trailers Fabricated Beam
<a href="#">LT40-8UL</a>	8" Center drop Log Trailers Fabricated Beam, Ultra Light Bolsters
<a href="#">LP40-4L</a>	Plantation 4" Center Drop Fabricated Beam
<a href="#">LP40-4UL</a>	Plantation 4" Center Drop Fabricated Beam Ultra Light Bolsters
<a href="#">PT22</a>	Pentle Hitch Pup Log Trailer
<b>Loader Trailers</b>	
<a href="#">KB-S</a>	Knucle Boom Loader Trailer
<a href="#">KB-DHL</a>	Hydraulic Elevating Knucle Boom Loader Trailer
<b>Fixed Neck Trailers</b>	
<a href="#">LB25-33</a>	Fixed Neck 25 Ton Capacity with 33" Loaded Deck Height, Motor Grater Ramp
<a href="#">LB35-26</a>	Fixed Neck 35 Ton Capacity with 26" Loaded Deck Height, Motor Grater Ramp
<a href="#">LB35-33</a>	Fixed Neck 35 Ton Capacity with 33" Loaded Deck Height, Motor Grater Ramp
<a href="#">LB35-33CS</a>	Fixed Neck 35 Ton Capacity with 33" Loaded Deck Height, Slopped Ramp
<a href="#">LB35-38</a>	Fixed Neck 35 Ton Capacity with 38" Loaded Deck Height, Motor Grater Ramp
<a href="#">LB35-38CS</a>	Fixed Neck 35 Ton Capacity with 38" Loaded Deck Height, Slopped Ramp
<a href="#">LB51-26</a>	Fixed Neck 51 Ton Capacity with 26" Loaded Deck Height, Motor Grater Ramp
<a href="#">LB51-33</a>	Fixed Neck 51 Ton Capacity with 33" Loaded Deck Height, Motor Grater Ramp
<a href="#">LB51-33CS</a>	Fixed Neck 51 Ton Capacity with 33" Loaded Deck Height, Slopped Ramp
<a href="#">LB51-38</a>	Fixed Neck 51 Ton Capacity with 38" Loaded Deck Height, Motor Grater Ramp
<a href="#">LB51-38CS</a>	Fixed Neck 51 Ton Capacity with 38" Loaded Deck Height, Slopped Ramp

# Pitts Enterprises Product Selector

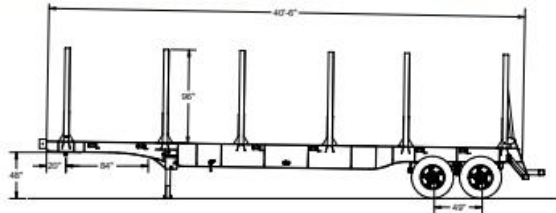


Models	Description
<b>Hydraulic Detachable Trailers</b>	
<a href="#">LB35-22</a>	35 Ton Detach with a 22" Loaded Deck Height
<a href="#">LB35-22 DPS</a>	35 Ton Paver Special Detach with a 22" Loaded Deck Height
<a href="#">LB35-18</a>	35 Ton Detach with a 18" Loaded Deck Height
<a href="#">LB51-22</a>	51 Ton Detach with a 22" Loaded Deck Height
<a href="#">LB51-22 DPS</a>	51 Ton Paver Special Detach with a 22" Loaded Deck Height
<a href="#">LB51-18</a>	51 Ton Detach with a 18" Loaded Deck Height
<a href="#">LB55-22</a>	55 Ton Detach with a 22" Loaded Deck Height
<a href="#">LB55-22 DPS</a>	55 Ton Paver Special Detach with a 22" Loaded Deck Height
<a href="#">LB55-18</a>	55 Ton Detach with a 18" Loaded Deck Height
<a href="#">LB60-22</a>	60 Ton Detach with a 22" Loaded Deck Height
<b>Flip Axles</b>	
<a href="#">FA15</a>	Flip Axle for LB51-22, LB55-22, LB60-22
<a href="#">FA25</a>	Flip Axle for LB51-18, LB55-18
<b>Hydraulic Spreader</b>	
<a href="#">HSB 141</a>	Hydraulic Spread Axle for Detachable Trailer
<b>Trag Trailers</b>	
<a href="#">TA10</a>	10 Ton Tag
<a href="#">TA12</a>	12 Ton Tag
<a href="#">TA15</a>	15 Ton Tag
<a href="#">TA20</a>	20 Ton Tag
<a href="#">TA25</a>	25 Ton Tag
<b>Chassis</b>	
<a href="#">SC 40</a>	40' Intermodal Chassis



## LT40 · Straight Frame Logging Trailer

**PITTS Trailers**  
Since 1976



PITTSTRAILERS.COM · 800.321.8073 · PITTSVIEW, AL

Since 1976, Pitts has built trailers for the construction, commercial and forestry markets tough enough for every job and priced to make you profitable.

Pitts Trailers is the world's largest and only complete line forestry manufacturer, moving the forestry transportation market forward with its log trailers, open and closed top chip vans, moving floor vans, and hydraulic elevating trailers with crawler suspension for knuckle boom loaders.



## LT40 Standard Features

<b>WEIGHT</b>
10,800 lbs +/- 3%
<b>MAINFRAMES</b>
21" Mill Roll Main Frame - Straight Frame Design
<b>AXLES</b>
(2) 25,000 lb Capacity, 77 1/2" Track
Anti Lock Brake System
16.5" x 7" Air Brakes
Type 30/30 Brake Chambers
<b>SUSPENSION</b>
Hutch 9700 3 Point Heavy Duty 4 Leaf Steel Spring
<b>WHEELS</b>
10 Hole Unimount
<b>TIRES</b>
11R24.5 Radials
<b>BOLSTERS</b>
4" x 10" Tubing, 70K Yield
<b>STANDARDS</b>
5" x 5" Tubing, 70K Yield
<b>LANDING GEAR</b>
4.5" x 4.5" Tubing, 100K Yield - Patented Lock N' Go Landing Gear
<b>BUMPER</b>
4" x 6" Tubing, 70K Yield

**PITTS Trailers**  
Since 1976

<b>AIR TANK</b>
Covered w/ Channel Iron
<b>WINCHES</b>
With 30' Nylon Straps and Handles
<b>PROTECTIVE COATING</b>
High quality 2-part black acrylic urethane
High quality 2-part primer
White blasted and cleaned prior to painting

### OPTIONS

Greaseless Revolver Coupling System  
Aluminum Wheels  
Grapple Bar  
Vulcan or SI Electronic Scales (Air Scale Option Also Available)  
Single Point Spring Suspension (w/ Lift Axle Option)

Air Ride Suspension (w/ Lift Axle Option)  
10'2" Spread Option w/ Air Ride Suspension  
Heavy Duty Headboard  
Slidable Bolsters  
Disc Brakes  
11R22.5 Radial Tires  
Custom Designs Available

*Note: All specifications are subject to change without prior notification. All dimensions and weights are approximate. Trailers pictured in this brochure may feature optional equipment. Axle placement and legal load ratings are dependent upon federal, state, and local regulations, GAWR and tire ratings. Copyright © 2019 Pitts Enterprises, Inc. (published). All rights reserved.*

PITTSTRAILERS.COM · 800.321.8073 · PITTSVIEW, AL

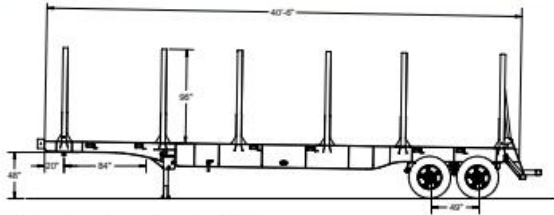
**PITTS Trailers**  
Since 1976

**PITTS HEAVY HAUL**

**DORSEY**  
INTERMODAL

## LT40-L · Straight Frame Logging Trailer

**PITTS Trailers**  
Since 1976



PITSTRAILERS.COM · 800.321.8073 · PITTSVIEW, AL

Since 1976, Pitts has built trailers for the construction, commercial and forestry markets tough enough for every job and priced to make you profitable.

Pitts Trailers is the world's largest and only complete line forestry manufacturer, moving the forestry transportation market forward with its log trailers, open and closed top chip vans, moving floor vans, and hydraulic elevating trailers with crawler suspension for knuckle boom loaders.



## LT40-L Standard Features

<b>WEIGHT</b>
9,300 lbs +/- 3%
<b>MAINFRAMES</b>
23" Fabricated Beam, T-1 Steel - Straight Frame Design
<b>AXLES</b>
(2) 25,000 lb Capacity, 77 1/2" Track
Anti Lock Brake System
16.5" x 7" Air Brakes
Type 30/30 Brake Chambers
<b>SUSPENSION</b>
Hutch 9700 3 Point Heavy Duty 4 Leaf Steel Spring
<b>WHEELS</b>
10 Hole Unimount
<b>TIRES</b>
11R24.5 Radials
<b>BOLSTERS</b>
4" x 10" Tubing, 70K Yield
<b>STANDARDS</b>
5" x 5" Tubing, 70K Yield
<b>LANDING GEAR</b>
4.5" x 4.5" Tubing, 100K Yield - Patented Lock 'N' Go Landing Gear
<b>BUMPER</b>
4" x 6" Tubing, 70K Yield

PITSTRAILERS.COM · 800.321.8073 · PITTSVIEW, AL



<b>AIR TANK</b>
Covered w/ Channel Iron
<b>WINCHES</b>
With 30' Nylon Straps and Handles
<b>PROTECTIVE COATING</b>
High quality 2-part black acrylic urethane
High quality 2-part primer
White blasted and cleaned prior to painting

<b>OPTIONS</b>
Greaseless Revolver Coupling System
Aluminum Wheels
Grapple Bar
Vulcan or SI Electronic Scales (Air Scale Option Also Available)
Single Point Spring Suspension (w/ Lift Axle)
Disc Brakes
11R22.5 Radial Tires
Custom Designs Available

Air Ride Suspension (w/ Lift Axle Option)
10'2" Spread Option w/ Air Ride Suspension
Heavy Duty Headboard
Slidable Bolsters
Disc Brakes
11R22.5 Radial Tires
Custom Designs Available

*Note: All specifications are subject to change without prior notification. All dimensions and weights are approximate. Trailers pictured in this brochure may feature optional equipment. Axle placement and legal load ratings are dependent upon federal, state, and local regulations, GAWR and tire ratings. Copyright © 2019 Pitts Enterprises, Inc. (published). All rights reserved.*

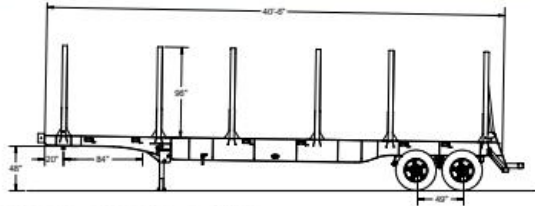
**PITTS Trailers**  
Since 1976

**PITTS HEAVY HAUL**



## LT40-L · Straight Frame Logging Trailer

**PITTS Trailers**  
Since 1976



PITSTRAILERS.COM · 800.321.8073 · PITTSVIEW, AL

Since 1976, Pitts has built trailers for the construction, commercial and forestry markets tough enough for every job and priced to make you profitable.

Pitts Trailers is the world's largest and only complete line forestry manufacturer, moving the forestry transportation market forward with its log trailers, open and closed top chip vans, moving floor vans, and hydraulic elevating trailers with crawler suspension for knuckle boom loaders.



## LT40-L Standard Features

<b>WEIGHT</b>	9,300 lbs +/- 3%
<b>MAINFRAMES</b>	23" Fabricated Beam, T-1 Steel - Straight Frame Design
<b>AXLES</b>	(2) 25,000 lb Capacity, 77 1/2" Track Anti Lock Brake System 16.5" x 7" Air Brakes Type 30/30 Brake Chambers
<b>SUSPENSION</b>	Hutch 9700 3 Point Heavy Duty 4 Leaf Steel Spring
<b>WHEELS</b>	10 Hole Unimount
<b>TIRES</b>	11R24.5 Radials
<b>BOLSTERS</b>	4" x 10" Tubing, 70K Yield
<b>STANDARDS</b>	5" x 5" Tubing, 70K Yield
<b>LANDING GEAR</b>	4.5" x 4.5" Tubing, 100K Yield - Patented Lock N' Go Landing Gear
<b>BUMPER</b>	4" x 6" Tubing, 70K Yield

PITSTRAILERS.COM · 800.321.8073 · PITTSVIEW, AL

**PITTS Trailers**  
Since 1976

<b>AIR TANK</b>	Covered w/ Channel Iron
<b>WINCHES</b>	With 30' Nylon Straps and Handles
<b>PROTECTIVE COATING</b>	High quality 2-part black acrylic urethane High quality 2-part primer White blasted and cleaned prior to painting

**OPTIONS**  
Greaseless Revolver Coupling System  
Aluminum Wheels  
Grapple Bar  
Vulcan or SI Electronic Scales (Air Scale Option Also Available)  
Single Point Spring Suspension (w/ Lift Axle Option)

Air Ride Suspension (w/ Lift Axle Option)  
10'2" Spread Option w/ Air Ride Suspension  
Heavy Duty Headboard  
Slidable Bolsters  
Disc Brakes  
11R22.5 Radial Tires  
Custom Designs Available

*Note: All specifications are subject to change without prior notification. All dimensions and weights are approximate. Trailers pictured in this brochure may feature optional equipment. Axle placement and legal load ratings are dependent upon federal, state, and local regulations, GAWR and tire ratings. Copyright © 2019 Pitts Enterprises, Inc. (published). All rights reserved.*

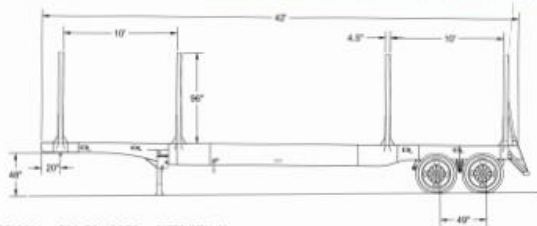
**PITTS Trailers**  
Since 1976

**PITTS HEAVY HAUL**

**DORSEY**  
INTERMODAL

## LT42-UL · Logging Trailer

**PITTS Trailers**  
Since 1976



PITSTRAILERS.COM · 800.321.8073 · PITTSVIEW, AL

Since 1976, Pitts has built trailers for the construction, commercial and forestry markets tough enough for every job and priced to make you profitable.

Pitts Trailers is the world's largest and only complete line forestry manufacturer, moving the forestry transportation market forward with its log trailers, open and closed top chip vans, moving floor vans, and hydraulic elevating trailers with crawler suspension for knuckle boom loaders.



## LT42-UL Standard Features

<b>CAPACITY</b>
80,000 lbs. GVWR
<b>OVERALL LENGTH</b>
40'
<b>OVERALL WIDTH</b>
102"
<b>MAINBEAMS</b>
21" Fabricated - T1 Steel - Straight Frame
<b>SUSPENSION</b>
3 Point, 4 Spring - 56,000 lb Capacity
<b>AXLES</b>
(2) 25,000 lb Capacity, 77 1/2" Track
49" Axle Spacings
Auto Slack
Anti Lock Brake System
16.5" x 7" Air Brakes
Type 30/30 Brake Chambers
<b>WHEELS</b>
Disc - Hub Piloted
<b>TIRES</b>
11R24.5 Radials
<b>TANDEM SETTING</b>
60" Standard
<b>KING PIN SETTING</b>
20"
<b>KING PIN PLATE</b>
5/16 Plate
<b>KING PIN HEIGHT</b>
48"
<b>LANDING GEAR</b>
4.5" x 4.5" Tubing, 100K Yield - Patented Lock N' Go Landing Gear (Double Locking Landing Gear Pin)
<b>BOLSTERS</b>
(4) 3.5" x 10" x 102" Tubing, 70K Yield

PITSTRAILERS.COM · 800.321.8073 · PITTSVIEW, AL

**PITTS Trailers**  
Since 1976

<b>BOLSTER SETTINGS</b>
1-2: 10'   3-4: 10'   5-6: None   7-8: None
<b>STANDARDS</b>
4.5" x 4.5" Tubing, 100K Yield
<b>STANDARD HEIGHT</b>
1st: 96" Overall   2nd: 96" Overall   3rd: 96" Overall   4th: 96" Overall 5th: None   6th: None   7th: None   8th: None
<b>WINCHES</b>
(4) 30' Nylon Straps and Handles on Frame
<b>BUMPER</b>
4" x 6" Tubing, 70K Yield
<b>AIR TANK</b>
Covered w/ Channel Iron
<b>WIRING</b>
D.O.T. sealed wiring harness
<b>PROTECTIVE COATING</b>
High quality 2-part black acrylic urethane High quality 2-part primer White blasted and cleaned prior to painting

**OPTIONS**  
Revolver greaseless coupling system  
Aluminum wheels  
Grapple bar  
Electronic or air scales  
Single point spring suspension  
PITTS-air lift axle on a single point suspension

Air ride suspension  
Headboard  
Slideable bolsters  
Custom designs

*Note: All specifications are subject to change without prior notification. All dimensions and weights are approximate. Trailers pictured in this brochure may feature optional equipment. Axle placement and legal load ratings are dependent upon federal, state, and local regulations, GAWR and tire ratings. Copyright © 2019 Pitts Enterprises, Inc. (published). All rights reserved.*

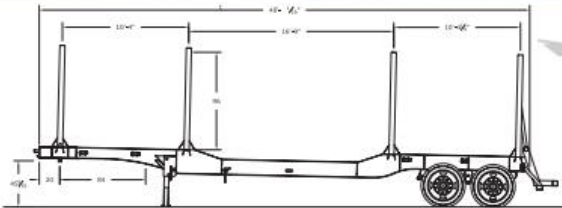
**PITTS Trailers**  
Since 1976

**PITTS HEAVY HAUL**

**DORSEY**  
INTERMODAL

## LT40-8L · Recessed Center Logging Trailer

**PITTS Trailers**  
Since 1976



PITTSTRAILERS.COM · 800.321.8073 · PITTSVIEW, AL

Since 1976, Pitts has built trailers for the construction, commercial and forestry markets tough enough for every job and priced to make you profitable.

Pitts Trailers is the world's largest and only complete line forestry manufacturer, moving the forestry transportation market forward with its log trailers, open and closed top chip vans, moving floor vans, and hydraulic elevating trailers with crawler suspension for knuckle boom loaders.



## LT40-8L Standard Features

<b>WEIGHT</b>	9,300 lbs +/- 3%
<b>MAINFRAMES</b>	24" fabricated beam, T-1 steel
<b>AXLES</b>	25,000 lb capacity, 77 1/2" track Anti Lock brake system 16 1/2" x 7" air brakes Type 30/30 brake chambers
<b>SUSPENSION</b>	Hutch 9700 3 Point Heavy Duty 4 Leaf Steel Spring
<b>WHEELS</b>	10 hole Unimount
<b>TIRES</b>	11R24.5 radials
<b>BOLSTERS</b>	4" x 10" tubing, 70K yield
<b>STANDARDS</b>	5" x 5" tubing, 70K yield
<b>LANDING GEAR</b>	4 1/2" x 4 1/2" Tubing, 100K Yield - Patented Lock N' Go Landing Gear
<b>BUMPER</b>	4" x 6" tubing, 70K yield

**PITTS Trailers**  
Since 1976

<b>AIR TANK</b>	Covered w/ Channel Iron
<b>WINCHES</b>	With 30' Nylon Straps and Handles
<b>PROTECTIVE COATING</b>	High quality 2-part black acrylic urethane High quality 2-part primer White blasted and cleaned prior to painting

### OPTIONS

Greaseless Revolver Coupling System  
Aluminum Wheels  
Grapple Bar  
Vulcan or SI Electronic Scales (Air Scale Option Also Available)  
Single Point Spring Suspension (w/ Lift Axle Option)

Air Ride Suspension (w/ Lift Axle Option)  
Heavy Duty Headboard  
Slidable Bolsters  
Disc Brakes  
11R22.5 Radial Tires  
Custom Designs Available

*Note: All specifications are subject to change without prior notification. All dimensions and weights are approximate. Trailers pictured in this brochure may feature optional equipment. Axle placement and legal load ratings are dependent upon federal, state, and local regulations, GAWR and tire ratings. Copyright © 2019 Pitts Enterprises, Inc. (published). All rights reserved.*

PITTSTRAILERS.COM · 800.321.8073 · PITTSVIEW, AL

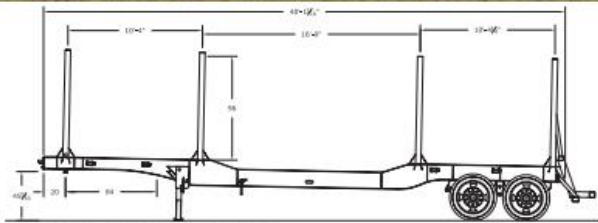
**PITTS Trailers**  
Since 1976

**PITTS HEAVY HAUL**

**DORSEY**  
INTERMODAL

## LT40-8UL · Recessed Center Logging Trailer

**PITTS Trailers**  
Since 1976



PITTSTAILERS.COM · 800.321.8073 · PITTSVIEW, AL

Since 1976, Pitts has built trailers for the construction, commercial and forestry markets tough enough for every job and priced to make you profitable.

Pitts Trailers is the world's largest and only complete line forestry manufacturer, moving the forestry transportation market forward with its log trailers, open and closed top chip vans, moving floor vans, and hydraulic elevating trailers with crawler suspension for knuckle boom loaders.



## LT40-8UL Standard Features

<b>WEIGHT</b>
8,650 lbs +/- 3%
<b>MAINFRAMES</b>
24" Fabricated Beam, T-1 Steel - 8" Center Drop Design
<b>AXLES</b>
(2) 25,000 lb Capacity, 77 1/2" Track
Anti Lock Brake System
16.5" x 7" Air Brakes
Type 30/30 Brake Chambers
<b>SUSPENSION</b>
Hutch 9700 3 Point Heavy Duty 4 Leaf Steel Spring
<b>WHEELS</b>
10 Hole Unimount
<b>TIRES</b>
11R24.5 Radials
<b>BOLSTERS</b>
4" x 10" Tubing, 70K Yield
<b>STANDARDS</b>
4.5" x 4.5" Tubing, 100K Yield
<b>LANDING GEAR</b>
4.5" x 4.5" Tubing, 100K Yield - Patented Lock N' Go Landing Gear
<b>BUMPER</b>
4" x 6" Tubing, 70K Yield



<b>AIR TANK</b>
Covered w/ Channel Iron
<b>WINCHES</b>
With 30' Nylon Straps and Handles
<b>PROTECTIVE COATING</b>
High quality 2-part black acrylic urethane
High quality 2-part primer
White blasted and cleaned prior to painting

<b>OPTIONS</b>	Air Ride Suspension (w/ Lift Axle Option)
Greaseless Revolver Coupling System	Heavy Duty Headboard
Aluminum Wheels	Slidable Bolsters
Grapple Bar	Disc Brakes
Vulcan or SI Electronic Scales (Air Scale Option Also Available)	11R22.5 Radial Tires
Single Point Spring Suspension (w/ Lift Axle Option)	Custom Designs Available

*Note: All specifications are subject to change without prior notification. All dimensions and weights are approximate. Trailers pictured in this brochure may feature optional equipment. Axle placement and legal load ratings are dependent upon federal, state, and local regulations, GAWR and tire ratings. Copyright © 2019 Pitts Enterprises, Inc. (published). All rights reserved.*

PITTSTAILERS.COM · 800.321.8073 · PITTSVIEW, AL

**PITTS Trailers**  
Since 1976

**PITTS HEAVY HAUL**





## LP40-4L · Low Profile Logging Trailer

**PITTS Trailers**  
Since 1976

## LP-40 4L Standard Features

**PITTS Trailers**  
Since 1976

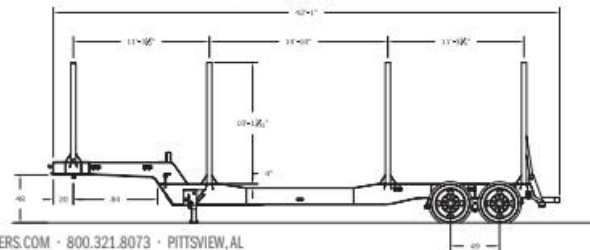
<b>WEIGHT</b>
10,500 lbs +/- 3%
<b>MAINFRAMES</b>
23" Fabricated Beam, T-1 Steel - Low Profile Design w/ 4" Drop in Center
<b>AXLES</b>
(2) 25,000 lb Capacity, 77 1/2" Track
Anti Lock Brake System
16.5" x 7" Air Brakes
Type 30/30 Brake Chambers
<b>SUSPENSION</b>
Hutch 9700 3 Point Heavy Duty 4 Leaf Steel Spring
<b>WHEELS</b>
10 Hole Unimount
<b>TIRES</b>
11R24.5 Radials
<b>BOLSTERS</b>
4" x 10" Tubing, 70K Yield
<b>STANDARDS</b>
5" x 5" Tubing, 70K Yield
<b>LANDING GEAR</b>
4.5" x 4.5" Tubing, 100K Yield - Patented Lock N' Go Landing Gear
<b>BUMPER</b>
4" x 6" Tubing, 70K Yield

<b>AIR TANK</b>
Covered w/ Channel Iron
<b>WINCHES</b>
With 30' Nylon Straps and Handles
<b>PROTECTIVE COATING</b>
High quality 2-part black acrylic urethane
High quality 2-part primer
White blasted and cleaned prior to painting

**OPTIONS**  
Greaseless Revolver Coupling System  
Aluminum Wheels  
Grapple Bar  
Vulcan or SI Electronic Scales (Air Scale Option Also Available)  
Single Point Spring Suspension (w/ Lift Axle Option)

Air Ride Suspension (w/ Lift Axle Option)  
Heavy Duty Headboard  
Slidable Bolsters  
Disc Brakes  
11R22.5 Radial Tires  
Custom Designs Available

*Note: All specifications are subject to change without prior notification. All dimensions and weights are approximate. Trailers pictured in this brochure may feature optional equipment. Axle placement and legal load ratings are dependent upon federal, state, and local regulations, GAWR and tire ratings. Copyright © 2019 Pitts Enterprises, Inc. (published). All rights reserved.*



Since 1976, Pitts has built trailers for the construction, commercial and forestry markets tough enough for every job and priced to make you profitable.

Pitts Trailers is the world's largest and only complete line forestry manufacturer, moving the forestry transportation market forward with its log trailers, open and closed top chip vans, moving floor vans, and hydraulic elevating trailers with crawler suspension for knuckle boom loaders.



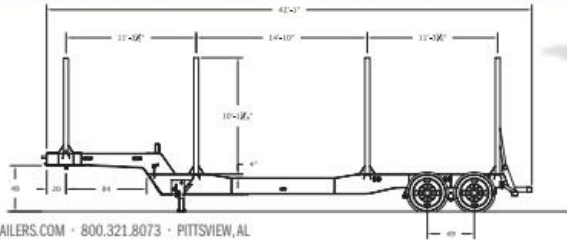
PITSTRAILERS.COM · 800.321.8073 · PITTSVIEW, AL

**PITTS Trailers**  
Since 1976

**PITTS HEAVY HAUL**

**DORSEY**  
INTERMODAL

## LP40-4UL · Low Profile Logging Trailer



PITTSTAILERS.COM · 800.321.8073 · PITTSVIEW, AL

Since 1976, Pitts has built trailers for the construction, commercial and forestry markets tough enough for every job and priced to make you profitable.

Pitts Trailers is the world's largest and only complete line forestry manufacturer, moving the forestry transportation market forward with its log trailers, open and closed top chip vans, moving floor vans, and hydraulic elevating trailers with crawler suspension for knuckle boom loaders.



## LP-40 4UL Standard Features

<b>WEIGHT</b>
9,900 lbs +/- 3%
<b>MAINFRAMES</b>
23" Fabricated Beam, T-1 Steel - Low Profile Design w/ 4" Drop in Center
<b>AXLES</b>
(2) 25,000 lb Capacity, 77 1/2" Track
Anti Lock Brake System
16.5" x 7" Air Brakes
Type 30/30 Brake Chambers
<b>SUSPENSION</b>
Hutch 9700 3 Point Heavy Duty 4 Leaf Steel Spring
<b>WHEELS</b>
10 Hole Unimount
<b>TIRES</b>
11R24.5 Radials
<b>BOLSTERS</b>
4" x 9.5" Tubing, 70K Yield
<b>STANDARDS</b>
4.5" x 4.5" Tubing, 100K Yield
<b>LANDING GEAR</b>
4.5" x 4.5" Tubing, 100K Yield - Patented Lock N' Go Landing Gear
<b>BUMPER</b>
4" x 6" Tubing, 70K Yield



<b>AIR TANK</b>
Covered w/ Channel Iron
<b>WINCHES</b>
With 30' Nylon Straps and Handles
<b>PROTECTIVE COATING</b>
High quality 2-part black acrylic urethane
High quality 2-part primer
White blasted and cleaned prior to painting

<b>OPTIONS</b>	Air Ride Suspension (w/ Lift Axle Option)
Greaseless Revolver Coupling System	Heavy Duty Headboard
Aluminum Wheels	Slidable Bolsters
Grapple Bar	Disc Brakes
Vulcan or SI Electronic Scales (Air Scale Option Also Available)	11R22.5 Radial Tires
Single Point Spring Suspension (w/ Lift Axle Option)	Custom Designs Available

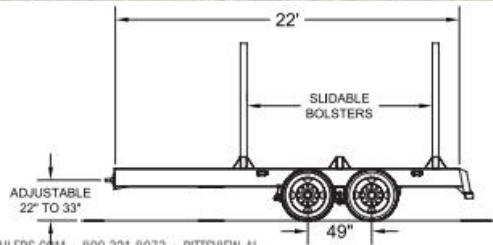
*Note: All specifications are subject to change without prior notification. All dimensions and weights are approximate. Trailers pictured in this brochure may feature optional equipment. Axle placement and legal load ratings are dependent upon federal, state, and local regulations, GAWR and tire ratings. Copyright © 2019 Pitts Enterprises, Inc. (published). All rights reserved.*

PITTSTAILERS.COM · 800.321.8073 · PITTSVIEW, AL



## PT22 · Pintle Hitch Logging Trailer

**PITTS Trailers**  
Since 1976



PITSTRAILERS.COM · 800.321.8073 · PITTSVIEW, AL

Since 1976, Pitts has built trailers for the construction, commercial and forestry markets tough enough for every job and priced to make you profitable.

Pitts Trailers is the world's largest and only complete line forestry manufacturer, moving the forestry transportation market forward with its log trailers, open and closed top chip vans, moving floor vans, and hydraulic elevating trailers with crawler suspension for knuckle boom loaders.



## PT22 Standard Features

<b>CAPACITY</b>
55,000 lbs. GWR
<b>OVERALL LENGTH</b>
22'
<b>OVERALL WIDTH</b>
102"
<b>MAINBEAMS</b>
14" Wide Flange Mill Roll I-Beams
<b>SUSPENSION</b>
3 Point, 4 Spring - 56,000 lb Capacity
<b>AXLES</b>
(2) 25,000 lb Capacity, 77 1/2" Track
49" Axle Spacings
Auto Stack
Anti Lock Brake System
16.5" x 7" Air Brakes
Type 30/30 Brake Chambers
<b>WHEELS</b>
Disc - Hub Piloted
<b>TIRES</b>
11R24.5 Radials
<b>TANDEM SETTING</b>
60" Standard
<b>DRAW BAR</b>
g.l.w. 60,000 lbs. - 3" Eye - 4 Position
<b>TONGUE</b>
Continuation of Mainframe
<b>SAFETY CHAIN</b>
1/2" High Test
<b>LANDING GEAR</b>
Single Speed Drop Leg
<b>BOLSTERS</b>
(2) 4" x 10" x 102" Tubing, 70K Yield

PITSTRAILERS.COM · 800.321.8073 · PITTSVIEW, AL

**PITTS Trailers**  
Since 1976

<b>BOLSTER SETTINGS</b>
1-2: 12'   3-4: None   5-6: None   7-8: None
<b>STANDARDS</b>
5" x 5" Tubing, 100K Yield
<b>STANDARD HEIGHT</b>
1st: 96" Overall   2nd: 96" Overall   3rd: None   4th: None
5th: None   6th: None   7th: None   8th: None
<b>D. BOLSTER / RMV RISER</b>
Dead Bolster
<b>WINCHES</b>
(2) 30' Nylon Straps and Handles on Frame
<b>BUMPER</b>
4" x 6" Tubing, 70K Yield
<b>AIR TANK</b>
Covered w/ Channel Iron
<b>BRAKES</b>
Type 30/30 Spring Brakes - 2 Axle
<b>WIRING</b>
D.O.T. sealed wiring harness
<b>PROTECTIVE COATING</b>
High quality 2-part black acrylic urethane
High quality 2-part primer
White blasted and cleaned prior to painting

<b>OPTIONS</b>
Revolver greaseless coupling system
Aluminum wheels
Grapple bar
Electronic or air scales
Single point spring suspension
PITTS-air lift axle on a single point suspension
Air ride suspension
Headboard
Slideable bolsters
Custom designs

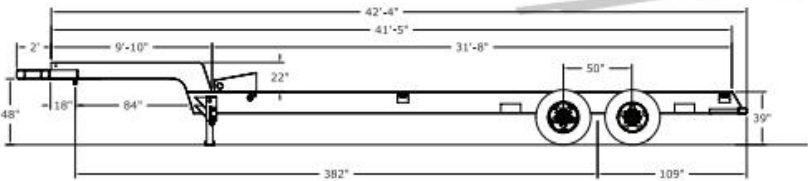
*Note: All specifications are subject to change without prior notification. All dimensions and weights are approximate. Trailers pictured in this brochure may feature optional equipment. Axle placement and legal load ratings are dependent upon federal, state, and local regulations, GAWR and tire ratings. Copyright © 2019 Pitts Enterprises, Inc. (published). All rights reserved.*

**PITTS Trailers**  
Since 1976

**PITTS HEAVY HAUL**

**DORSEY**  
INTERMODAL

## KB41-S · Knuckleboom Loader Carrier



PITTSTRAILERS.COM · 800.321.8073 · PITTSVIEW, AL

Since 1976, Pitts has built trailers for the construction, commercial and forestry markets tough enough for every job and priced to make you profitable.

Pitts Trailers is the world's largest and only complete line forestry manufacturer, moving the forestry transportation market forward with its log trailers, open and closed top chip vans, moving floor vans, and hydraulic elevating trailers with crawler suspension for knuckle boom loaders.



## KB41-S Standard Features

<b>CAPACITY</b>	55,000 lbs. GVWR
<b>OVERALL LENGTH</b>	41'
<b>OVERALL WIDTH</b>	96"
<b>FRAME WIDTH</b>	34"
<b>MAINBEAMS</b>	16" Wide Flange Mill Roll I-Beam
<b>GOOSENECK</b>	12" Wide Fabricated Neck
<b>SUSPENSION</b>	Crawler Suspension
<b>AXLES</b>	(2) 22,500 lb. Capacity, Manual Slack Adjusters
<b>WHEELS</b>	Disc - Hub Piloted
<b>TIRES</b>	295/75R22.5 Radial Imports
<b>KING PIN SETTING</b>	18"
<b>KING PIN PLATE</b>	5/16"
<b>KING PIN HEIGHT</b>	48"
<b>LANDING GEAR</b>	Winch Back
<b>PULL BAR</b>	Extended

PITTSTRAILERS.COM · 800.321.8073 · PITTSVIEW, AL

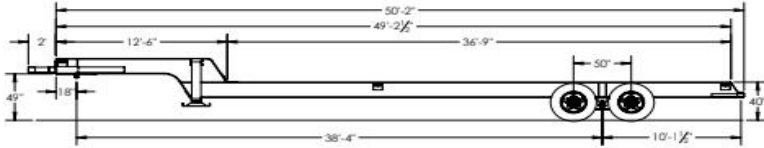


<b>GRAPPLE BAR</b>	None
<b>HYDRAULIC PLUMBING KIT</b>	None
<b>WIRING</b>	D.O.T Sealed Wiring Harness
<b>LIGHTS</b>	LED Pkg - Sealed Lights Rubber Mounted
<b>PAINT</b>	Black

*Note: All specifications are subject to change without prior notification. All dimensions and weights are approximate. Trailers pictured in this brochure may feature optional equipment. Axle placement and legal load ratings are dependent upon federal, state, and local regulations, GVWR and tire ratings. Copyright © 2019 Pitts Enterprises, Inc. (published). All rights reserved.*



## KB50-DHL · Hydraulic Knuckleboom Loader & Delimber Carrier



PITTSTRAILERS.COM · 800.321.8073 · PITTSVIEW, AL

Since 1976, Pitts has built trailers for the construction, commercial and forestry markets tough enough for every job and priced to make you profitable.

Pitts Trailers is the world's largest and only complete line forestry manufacturer, moving the forestry transportation market forward with its log trailers, open and closed top chip vans, moving floor vans, and hydraulic elevating trailers with crawler suspension for knuckle boom loaders.



## KB50-DHL Standard Features

<b>CAPACITY</b>	55,000 lbs. GWR
<b>OVERALL LENGTH</b>	50'
<b>OVERALL WIDTH</b>	96"
<b>FRAME WIDTH</b>	34"
<b>MAINBEAMS</b>	16" Wide Flange Mill Roll I-Beam
<b>GOOSENECK</b>	Fabricated Neck
<b>SUSPENSION</b>	Crawler Suspension
<b>AXLES</b>	(2) 22,500 lb. Capacity, Manual Slack Adjusters
<b>WHEELS</b>	Disc - Hub Piloted
<b>TIRES</b>	295/75R22.5 Radial Imports
<b>KING PIN SETTING</b>	18"
<b>KING PIN PLATE</b>	5/16"
<b>KING PIN HEIGHT</b>	48"
<b>LANDING GEAR</b>	Hydraulic Elevators - Large Platform Feet - Reinforced Leg Cap
<b>HEEL BRACE</b>	NONE

PITTSTRAILERS.COM · 800.321.8073 · PITTSVIEW, AL

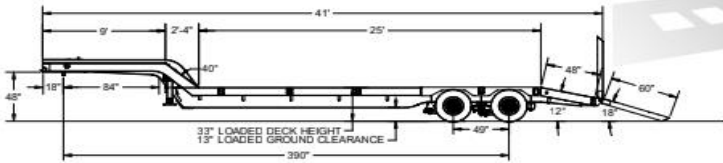


<b>PULL BAR</b>	New Heavy Duty Tongue - 1/2" Plated - Extendable & Retractable
<b>HYDRAULIC PLUMBING KIT</b>	JIC Fittings
<b>DIVERTER VALVE</b>	Electronic - In Cab Control
<b>WIRING</b>	D.O.T Sealed Wiring Harness
<b>LIGHTS</b>	LED Pkg - Sealed Lights Rubber Mounted
<b>PAINT</b>	Black
<b>OPTIONS</b>	<ul style="list-style-type: none"> <li>Plating Package</li> <li>Heel Brace</li> <li>ORFS Fittings</li> </ul>

*Note: All specifications are subject to change without prior notification. All dimensions and weights are approximate. Trailers pictured in this brochure may feature optional equipment. Axle placement and legal load ratings are dependent upon federal, state, and local regulations, GAWR and tire ratings. Copyright © 2019 Pitts Enterprises, Inc. (published). All rights reserved.*



## LB25-33 · Fixed Neck Lowboy



PITTSTRAILERS.COM · 800.321.8073 · PITTSVIEW, AL

Since 1976, Pitts has built trailers for the construction, commercial and forestry markets tough enough for every job and priced to make you profitable.

The workhorses of the heavy haul division, include a Hydraulic Detachable, Hydraulic Tail, Fixed Neck and Tag-Along with every feature you desire.



## LB25-33 Standard Features



<b>CAPACITY</b>
25 tons evenly distributed
<b>ESTIMATED TARE WEIGHT</b>
13,100 lbs ± 3%
<b>LOAD BASE</b>
16' rigid point load centered in deck
<b>DIMENSIONS</b>
Overall: 8' 6" width x 41' length
Clear deck length: 25' (flat deck design)
Deck height under full load: 33" (ground clearance 13")
Rear bogie height: 33"
<b>GOOSENECK DESIGN</b>
48" nominal loaded 5th wheel height
Exposed Neck with Steel Motor Grader Ramps
84" swing radius
Landing gear - one speed - drop leg
Toolbox in dovetail
<b>DECK DESIGN</b>
Main longitudinal members 17" fabricated with positive camber with 8" side rails
level deck design
6" I-beam crossmembers
1 1/2" nominal apitong decking
<b>BOGIE DESIGN</b>
Wheel wells covered with formed steel smooth plate
4" dovetail - self cleaning - 2" x 2" angle iron spring assisted - 60" x 24"
<b>AXLES</b>
(2) Heavy-duty axles with 49" spread
22,500 lbs nominal capacity per axle (GAWR determined by suspension type, brakes, tires and other components)
Tapered spindle axles
<b>HUBS</b>
Hub-piloted 8-stud mount

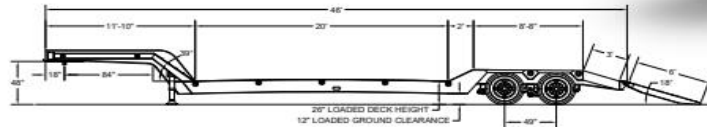
<b>Outboard cast drums</b>
<b>BRAKES</b>
Automatic slack adjusters
Type 30/30 parking brakes on (2) axes
<b>SUSPENSION</b>
3 point heavy duty spring
<b>WHEELS</b>
(8) Steel disc wheels 6.75 x 17.5 with 235/ 75R 17.5 H-ply tires
<b>ELECTRICAL SYSTEM</b>
Fully sealed wiring harness with LED lights
Marker lights and mid-turn signals
(2) Oval stop, tail and turn lights per side on rear
<b>PROTECTIVE COATING</b>
High quality 2-part black acrylic urethane
High quality 2-part primer
White blasted and cleaned prior to painting
<b>LASH RINGS</b>
(5) Pair (10 total), D-ring
<b>FLAG HOLDERS</b>
(2) Pair (4 total)

*Note: All specifications are subject to change without prior notification. All dimensions and weights are approximate. Trailers pictured in this brochure may feature optional equipment. Axle placement and legal load ratings are dependent upon federal, state, and local regulations, GAWR and tire ratings. Copyright © 2019 Pitts Enterprises, Inc. (published). All rights reserved.*

PITTSTRAILERS.COM · 800.321.8073 · PITTSVIEW, AL



## LB35-26 · Fixed Neck Lowboy



PITSTRAILERS.COM · 800.321.8073 · PITTSVIEW, AL



Since 1976, Pitts has built trailers for the construction, commercial and forestry markets tough enough for every job and priced to make you profitable.

The workhorses of the heavy haul division, include a Hydraulic Detachable, Hydraulic Tail, Fixed Neck and Tag-Along with every feature you desire.

## LB35-26 Standard Features

<b>CAPACITY</b>
35 tons in 16' length (GAWR and tire ratings determine legal payloads)
<b>ESTIMATED TARE WEIGHT (STANDARD PACKAGE)</b>
13,200 lbs ± 3%
<b>LOAD BASE</b>
16' rigid point load centered in deck
<b>DIMENSIONS</b>
Overall: 8' 6" width x 46' length
Clear deck length: 20', (double drop design)
Deck height under full load: 26" (ground clearance 12")
<b>GOOSENECK DESIGN</b>
48" nominal loaded 5th wheel height
Fixed neck to deck connection
Exposed main beams and recessed motor grader ramps
84" swing radius
Landing gear - two speed - 50,000 lbs.
Toolbox in front of neck
<b>DECK DESIGN</b>
Main longitudinal members 14" fabricated with positive camber with 14" side rails
Double drop deck design
8" I-beam crossmembers
1 1/2" nominal apitong decking
<b>BOGIE DESIGN</b>
Wheel wells covered with formed steel smooth and traction bars
3' dovetail covered with steel check plate and traction bars
6'x2' heavy duty spring assisted, self cleaning, rear loading ramps
<b>AXLES</b>
(2) Heavy duty axles with 49" spread
22,500 lbs nominal capacity per axle (GAWR determined by suspension type, brakes, tires and other components)
Tapered spindle axles

PITSTRAILERS.COM · 800.321.8073 · PITTSVIEW, AL

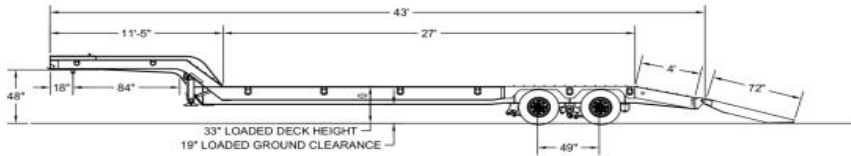


<b>BRAKES</b>
12 1/4" x 7 1/2"
Heavy-duty brake drums, outboard mount
Automatic slack adjusters
Type 30/30 parking brakes on (2) axles
<b>HUBS</b>
Hub-piloted 8-stud mount
Outboard cast drums
<b>WHEELS/TIRES</b>
(8) Steel disc wheels 8.25 x 22.5 with 255/ 75R 22.5 H-ply tires
<b>SUSPENSION</b>
3 point, heavy duty spring
<b>ELECTRICAL SYSTEM</b>
Fully sealed wiring harness with LED lights
Marker lights and mid-turn signals
(3) Oval stop, tail and turn lights per side on rear
<b>PROTECTIVE COATING</b>
High quality 2-part PPG polyurethane enamel
High quality 2-part primer
White blasted and cleaned prior to painting
<b>LASH RINGS</b>
(8) Pair (16 total), bent D-rings
<b>FLAG HOLDERS</b>
(2) Pair (4 total)
<b>OPTIONS</b>
- 8' x 3' Hydraulic Ramps (Trailer shown with optional 8'x3' hydraulic ramps)
- Outriggers (Extends width 2')
- Tri-axle, 51 Ton Option Available

*Note: All specifications are subject to change without prior notification. All dimensions and weights are approximate. Trailers pictured in this brochure may feature optional equipment. Axle placement and legal load ratings are dependent upon federal, state, and local regulations, GAWR and tire ratings. Copyright © 2019 Pitts Enterprises, Inc. (published). All rights reserved.*



## LB35-33 · Fixed Neck Lowboy



Since 1976, Pitts has built trailers for the construction, commercial and forestry markets tough enough for every job and priced to make you profitable.

The workhorses of the heavy haul division, include a Hydraulic Detachable, Hydraulic Tail, Fixed Neck and Tag-Along with every feature you desire.



PITTSTRAILERS.COM · 800.321.8073 · PITTSVIEW, AL

## LB35-33 Standard Features

<b>CAPACITY</b>
35 tons in 16' (GAWR and tire ratings determine legal payloads)
<b>ESTIMATED TARE WEIGHT (STANDARD PACKAGE)</b>
13,000 lbs ± 3%
<b>LOAD BASE</b>
16' rigid point load centered in deck
<b>DIMENSIONS</b>
Overall: 8' 6" width x 43" length
Clear deck length: 27', (flat deck design)
Deck height under full load: 33" (ground clearance 17")
<b>GOOSENECK DESIGN</b>
48" nominal loaded 5th wheel height
Fixed neck to deck connection
Exposed main beams and recessed motor grader ramps
84" swing radius
Landing gear - two speed - 50,000 lbs.
Toolbox in front of neck
<b>DECK DESIGN</b>
Main longitudinal members 16" fabricated with positive camber with 12" fabricated side rails
Level deck design
1 1/2" nominal apitong
8" I-beam crossmembers
<b>BOGIE DESIGN</b>
Wheel wells covered with formed steel plate and traction bars
4" dovetail covered with steel plate and traction bars
6'x2' heavy duty spring assisted, self cleaning, rear loading ramps
<b>AXLES</b>
(2) Heavy duty axles with 49" spread
22,500 lbs nominal capacity per axle (GAWR determined by suspension type, brakes, tires and other components)
Tapered spindle axles

<b>BRAKES</b>
12 1/4" x 7 1/2"
Heavy-duty brake drums, outboard mount
Automatic slack adjusters
Type 30/30 parking brakes on (2) axles
<b>HUBS</b>
Hub-piloted 8-stud mount
Outboard cast drums
<b>WHEELS/TIRES</b>
(8) Steel disc wheels 6.75 x 17.5 with 235/ 75R 17.5 H-ply tires
<b>SUSPENSION</b>
3 point, heavy duty spring
<b>ELECTRICAL SYSTEM</b>
Fully sealed wiring harness with LED lights
Marker lights and mid-turn signals
(3) Oval stop, tail and turn lights per side on rear
<b>PROTECTIVE COATING</b>
High quality 2-part PPG black acrylic urethane
High quality 2-part primer
White blasted and cleaned prior to painting
<b>LASH RINGS</b>
(8) Pair (16 total), bent D-ring
<b>FLAG HOLDERS</b>
(2) Pair (4 total)

<b>OPTIONS</b>
· 8' x 3' Hydraulic Ramps
· Outriggers (Extends width 2')

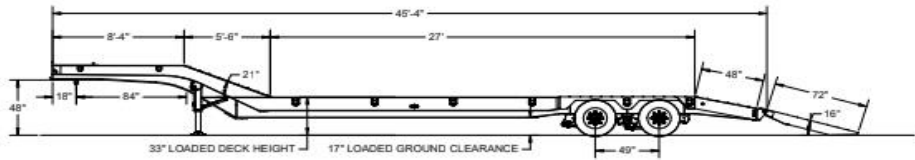
*Note: All specifications are subject to change without prior notification. All dimensions and weights are approximate. Trailers pictured in this brochure may feature optional equipment. Axle placement and legal load ratings are dependent upon federal, state, and local regulations, GAWR and tire ratings. Copyright © 2019 Pitts Enterprises, Inc. (published). All rights reserved.*

PITTSTRAILERS.COM · 800.321.8073 · PITTSVIEW, AL





## LB35-33CS · Fixed Neck Lowboy



Since 1976, Pitts has built trailers for the construction, commercial and forestry markets tough enough for every job and priced to make you profitable.

The workhorses of the heavy haul division, include a Hydraulic Detachable, Hydraulic Tail, Fixed Neck and Tag-Along with every feature you desire.



## LB35-33CS Standard Features

<b>CAPACITY</b>
35 tons in 16' length (GAWR and tire ratings determine legal payloads)
<b>ESTIMATED TARE WEIGHT (STANDARD PACKAGE)</b>
13,500 lbs ± 3%
<b>LOAD BASE</b>
16' rigid point load centered in deck
<b>DIMENSIONS</b>
Overall: 8' 6" width x 45' length
Clear deck length: 27', (flat deck design)
Deck height under full load: 33" (ground clearance 17")
48" nominal loaded 5th wheel height
<b>GOOSENECK DESIGN</b>
Fixed neck to deck connection
Full width wood filled top deck
Full width 21" steel smooth plate, wood filled between main beams with loading slope and traction bars
84" swing radius
Landing gear - two speed - 50,000 lbs.
Toolbox in front of neck
<b>DECK DESIGN</b>
Main longitudinal members 16" fabricated with positive camber with 12" side rails
level deck design
8" I-beam crossmembers
1 1/2" nominal apitong decking
<b>BOGIE DESIGN</b>
Wheel wells covered with formed steel smooth plate and traction bars
4" dovetail covered with steel check plate and traction bars
6' x 2" heavy duty spring assisted, self-cleaning, rear loading ramps
<b>AXLES</b>
(2) Heavy-duty axles with 49" spread
22,500 lbs nominal capacity per axle (GAWR determined by suspension type, brakes, tires and other components)
Tapered spindle axles



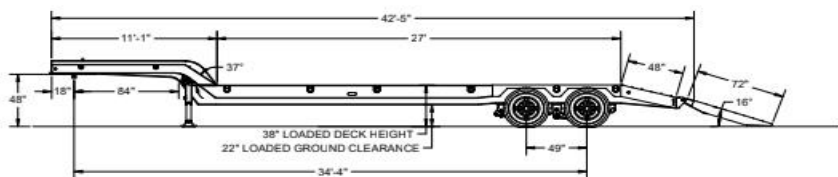
<b>BRAKES</b>
12 1/4" x 7 1/2"
Heavy-duty brake drums, outboard mount
Automatic slack adjusters
Type 30/30 parking brakes on (2) axles
<b>HUBS</b>
Hub-piloted 8-stud mount
Outboard cast drums
<b>WHEELS/TIRES</b>
8) Steel disc wheels 6.75 x 17.5 with 235/75R17.5 H-ply tires
<b>SUSPENSION</b>
3 point, heavy duty spring
<b>ELECTRICAL SYSTEM</b>
Fully sealed wiring harness with LED lights
Marker lights and mid-turn signals
(3) Oval stop, tail and turn lights per side on rear
<b>PROTECTIVE COATING</b>
High quality 2-part black acrylic urethane
High quality 2-part primer
White blasted and cleaned prior to painting
<b>LASH RINGS</b>
(8) Pair (16 total), bent D-ring
<b>FLAG HOLDERS</b>
(2) Pair (4 total)
<b>OPTIONS</b>
- 8' x 3' Hydraulic Ramps
- Outriggers (Extends width 2')

*Note: All specifications are subject to change without prior notification. All dimensions and weights are approximate. Trailers pictured in this brochure may feature optional equipment. Axle placement and legal load ratings are dependent upon federal, state, and local regulations, GAWR and tire ratings. Copyright © 2019 Pitts Enterprises, Inc. (published). All rights reserved.*

PITTSTRAILERS.COM · 800.321.8073 · PITTSVIEW, AL



## LB35-38 · Fixed Neck Lowboy



Since 1976, Pitts has built trailers for the construction, commercial and forestry markets tough enough for every job and priced to make you profitable.

The workhorses of the heavy haul division, include a Hydraulic Detachable, Hydraulic Tail, Fixed Neck and Tag. Along with every feature you desire.

PITSTRAILERS.COM · 800.321.8073 · PITTSVIEW, AL



## LB35-38 Standard Features



<b>CAPACITY</b>
35 tons in 16' (GAWR and tire ratings determine legal payloads)
<b>ESTIMATED TARE WEIGHT (STANDARD PACKAGE)</b>
13,400 lbs ± 3%
<b>LOAD BASE</b>
16' rigid point load centered in deck
<b>DIMENSIONS</b>
Overall: 8' 6" width x 43' length
Clear deck length: 27', (flat deck design)
Deck height under full load: 38" (ground clearance 20")
48" nominal loaded 5th wheel height
<b>GOOSENECK DESIGN</b>
Fixed neck to deck connection
Exposed main beams and recessed motor grader ramps
84" swing radius
Landing gear - two speed - 50,000 lbs.
Toolbox in front of neck
<b>DECK DESIGN</b>
Main longitudinal members 18" fabricated with positive camber with 12" side rails
level deck design
8" I-beam crossmembers
1 1/2" nominal spacing decking
<b>BOGIE DESIGN</b>
Wheel wells covered with formed steel smooth and traction bars
4" dovetail covered with steel check plate and traction bars
6'x2" heavy duty spring assisted, self cleaning, rear loading ramps
<b>AXLES</b>
(2) Heavy duty axles with 49" spread
25,000 lbs nominal capacity per axle (GAWR determined by suspension type, brakes, tires and other components)
Tapered spindle axles

<b>BRAKES</b>
16 1/2" x 7"
Heavy-duty brake drums, outboard mount
Automatic slack adjusters
Type 30/30 parking brakes on (2) axes
<b>HUBS</b>
Hub-piloted 8-stud mount
Outboard cast drums
<b>WHEELS / TIRES</b>
(8) Steel disc wheels 8.25 x 22.5 with 255/ 75R 22.5 H-ply tires
<b>SUSPENSION</b>
3 point, heavy duty spring
<b>ELECTRICAL SYSTEM</b>
Fully sealed wiring harness with LED lights
Marker lights and mid-turn signals
(3) Oval stop, tail and turn lights per side on rear
<b>PROTECTIVE COATING</b>
High quality 2-part PPG black acrylic urethane
High quality 2-part primer
White blasted and cleaned prior to painting
<b>LASH RINGS</b>
(8) Pair (16 total), bent D-ring
<b>FLAG HOLDERS</b>
(2) Pair (4 total)
<b>OPTIONS</b>
· 8' x 3' Hydraulic Ramps
· Outriggers (Extends width 2')

*Note: All specifications are subject to change without prior notification. All dimensions and weights are approximate. Trailers pictured in this brochure may feature optional equipment. Axle placement and legal load ratings are dependent upon federal, state, and local regulations, GAWR and tire ratings. Copyright © 2019 Pitts Enterprises, Inc. (published). All rights reserved.*

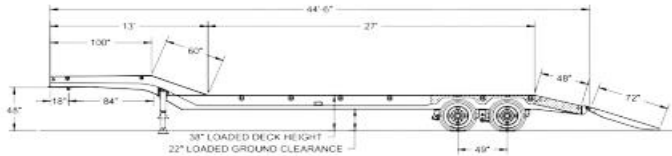
PITSTRAILERS.COM · 800.321.8073 · PITTSVIEW, AL

**PITTS Trailers**  
Since 1976

**PITTS HEAVY HAUL**



## LB35-38CS · Fixed Neck Lowboy



PITTSTRAILERS.COM · 800.321.8073 · PITTSVIEW, AL

Since 1976, Pitts has built trailers for the construction, commercial and forestry markets tough enough for every job and priced to make you profitable.

The workhorses of the heavy haul division, include a Hydraulic Detachable, Hydraulic Tail, Fixed Neck and Tag-Along with every feature you desire.



## LB35-38CS Standard Features

<b>CAPACITY</b>
35 tons in 16' (GAWR and tire ratings determine legal payloads)
<b>ESTIMATED TARE WEIGHT (STANDARD PACKAGE)</b>
13,900 lbs ± 3%
<b>LOAD BASE</b>
16' rigid point load centered in deck
<b>DIMENSIONS</b>
Overall: 8' 6" width x 45' length
Clear deck length: 27', (flat deck design)
Deck height under full load: 38" (ground clearance 20")
48" nominal loaded 5th wheel height
<b>GOOSENECK DESIGN</b>
Fixed neck to deck connection
Full width 21" steel smooth plate, wood filled between main beams with loading slope and traction bars
84" swing radius
Landing gear - two speed - 50,000 lbs.
Toolbox in front of neck
<b>DECK DESIGN</b>
Main longitudinal members 18" fabricated with positive camber with 12" side rails
Level deck design
1 1/2" nominal aptiong
8" I-beam crossmembers
<b>BOGIE DESIGN</b>
Wheel wells covered with formed steel smooth and traction bars
4" dovetail covered with steel check plate and traction bars
6"x2" heavy duty spring assisted, self cleaning, rear loading ramps
<b>AXLES</b>
2) Heavy-duty axles with 49" spread
22,500 lbs nominal capacity per axle (GAWR determined by suspension type, brakes, tires and other components)
Tapered spindle axles

PITTSTRAILERS.COM · 800.321.8073 · PITTSVIEW, AL



<b>BRAKES</b>
16 1/2" x 7"
Heavy-duty brake drums, outboard mount
Automatic slack adjusters
Type 30/30 parking brakes on (2) axles
<b>HUBS</b>
Hub-piloted 8-stud mount
Outboard cast drums
<b>WHEELS / TIRES</b>
(8) Steel disc wheels 8.25 x 22.5 with 255/ 75R 22.5 H-ply tires
<b>SUSPENSION</b>
3 point, heavy duty spring
<b>ELECTRICAL SYSTEM</b>
Fully sealed wiring harness with LED lights
Marker lights and mid-turn signals
(3) Oval stop, tail and turn lights per side on rear
<b>PROTECTIVE COATING</b>
High quality 2-part PPG black acrylic urethane
High quality 2-part primer
White blasted and cleaned prior to painting
<b>LASH RINGS</b>
(8) Pair (16 total), bent D-rings
<b>FLAG HOLDERS</b>
(2) Pair (4 total)
<b>OPTIONS</b>
· 8' x 3' Hydraulic Ramps (Trailer shown with optional 8'x3' hydraulic ramps)
· Outriggers (Extends width 2')

*Note: All specifications are subject to change without prior notification. All dimensions and weights are approximate. Trailers pictured in this brochure may feature optional equipment. Axle placement and legal load ratings are dependent upon federal, state, and local regulations, GAWR and tire ratings. Copyright © 2019 Pitts Enterprises, Inc. (published). All rights reserved.*

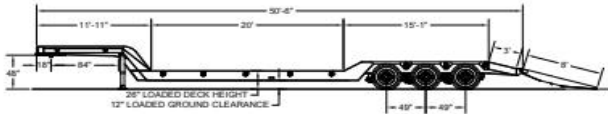


## LB51-26 · Fixed Neck Lowboy

**PITTS** HEAVY HAUL

## LB51-26 Standard Features

**PITTS** HEAVY HAUL



Since 1976, Pitts has built trailers for the construction, commercial and forestry markets tough enough for every job and priced to make you profitable.

The workhorses of the heavy haul division, include a Hydraulic Detachable, Hydraulic Tail, Fixed Neck and Tag-Along with every feature you desire.

<b>CAPACITY</b>
51 tons in 16' (GAWR and tire ratings determine legal payloads)
<b>ESTIMATED TARE WEIGHT (STANDARD PACKAGE)</b>
16,200 lbs ± 3%
<b>LOAD BASE</b>
16' rigid point load centered in deck
<b>DIMENSIONS</b>
Overall: 8' 6" width x 49' length
Clear deck length: 20', (double drop design)
Deck height under full load: 26" (ground clearance 12")
<b>GOOSENECK DESIGN</b>
48" nominal loaded 5th wheel height
Fixed neck to deck connection
Exposed main beams and recessed motor grader ramps
84" swing radius
Landing gear - two speed - 50,000 lbs.
Toolbox in front of neck
<b>DECK DESIGN</b>
Main longitudinal members 14" fabricated with positive camber with 14" side rails
Double drop deck design
8" I-beam crossmembers
1 1/2" nominal spacing decking
<b>BOGIE DESIGN</b>
Wheel wells covered with formed steel smooth and traction bars
3' dovetail covered with steel check plate and traction bars
6'x2' heavy duty spring assisted, self cleaning, rear loading ramps
<b>AXLES</b>
(3) Heavy-duty axles with 49" spread
22,500 lbs nominal capacity per axle (GAWR determined by suspension type, brakes, tires and other components)
Tapered spindle axles

<b>BRAKES</b>
12 1/4" x 7 1/2"
Heavy-duty brake drums, outboard mount
Automatic slack adjusters
Type 30/30 parking brakes on (2) axles
<b>HUBS</b>
Hub-piloted 8-stud mount
Outboard cast drums
<b>WHEELS/TIRES</b>
(12) Steel disc wheels 8.25 x 22.5 with 255/ 75R 22.5 H-ply tires
<b>SUSPENSION</b>
Hutch 9700 3 point heavy duty 3 leaf steel spring
<b>ELECTRICAL SYSTEM</b>
Fully sealed wiring harness with LED lights
Marker lights and mid-turn signals
(3) Oval stop, tail and turn lights per side on rear
<b>PROTECTIVE COATING</b>
High quality 2-part PPG black acrylic urethane
High quality 2-part primer
White blasted and cleaned prior to painting
<b>LASH RINGS</b>
(8) Pair (16 total), bent D-ring
<b>FLAG HOLDERS</b>
(2) Pair (4 total)

PITSTRAILERS.COM · 800.321.8073 · PITTSVIEW, AL



PITSTRAILERS.COM · 800.321.8073 · PITTSVIEW, AL

*Note: All specifications are subject to change without prior notification. All dimensions and weights are approximate. Trailers pictured in this brochure may feature optional equipment. Axle placement and legal load ratings are dependent upon federal, state, and local regulations, GAWR and tire ratings. Copyright © 2019 Pitts Enterprises, Inc. (published). All rights reserved.*

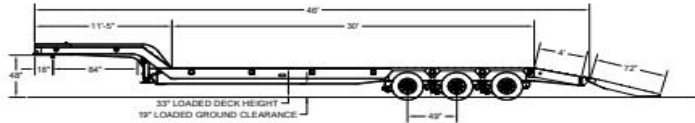
**PITTS Trailers**  
Since 1976

**PITTS** HEAVY HAUL

**DORSEY**  
INTERMODAL

## LB51-33 and LB51-38 · Fixed Neck Lowboy

**PITTS** HEAVY HAUL



Since 1976, Pitts has built trailers for the construction, commercial and forestry markets tough enough for every job and priced to make you profitable.

The workhorses of the heavy haul division, include a Hydraulic Detachable, Hydraulic Tail, Fixed Neck and Tag-Along with every feature you desire.



## LB51-33 Standard Features

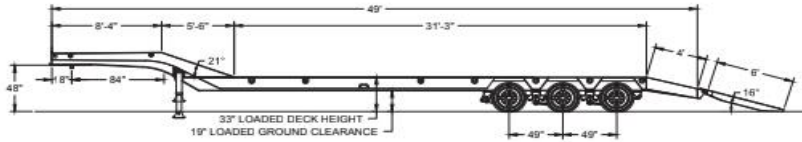
<b>CAPACITY</b>
51 tons in 16' (GAWR and tire ratings determine legal payloads)
<b>ESTIMATED TARE WEIGHT (STANDARD PACKAGE)</b>
16,500 lbs ± 3%
<b>LOAD BASE</b>
16' rigid point load centered in deck
<b>DIMENSIONS</b>
Overall: 8' 6" width x 46' length
Clear deck length: 30', (flat deck design)
Deck height under full load: 33" (ground clearance 15")
<b>GOOSENECK DESIGN</b>
48" nominal loaded 5th wheel height
Fixed neck to deck connection
Exposed main beams and recessed motor grader ramps
84" swing radius
Landing gear - two speed - 50,000 lbs.
Toolbox in front of neck
<b>DECK DESIGN</b>
Main longitudinal members 18" fabricated with positive camber with 12" side rails
level deck design
8" I-beam crossmembers
1 1/2" nominal spacing decking
<b>BOGIE DESIGN</b>
Wheel wells covered with formed steel smooth and traction bars
4" dovetail covered with steel check plate and traction bars
6"x2" heavy duty spring assisted, self cleaning, rear loading ramps
<b>AXLES</b>
(2) Heavy duty axles with 49" spread
25,000 lbs nominal capacity per axle (GAWR determined by suspension type, brakes, tires and other components)
Tapered spindle axles

<b>BRAKES</b>
12 1/4" x 7 1/2"
Heavy-duty brake drums, outboard mount
Automatic slack adjusters
Type 30/30 parking brakes on (2) axles
<b>HUBS</b>
Hub-piloted 8-stud mount
Outboard cast drums
<b>WHEELS / TIRES</b>
(12) Steel disc wheels 6.75 x 17.5 with 235/ 75R 17.5 H-ply tires
<b>SUSPENSION</b>
Hutch 9700 3 point heavy duty 4 leaf steel spring
<b>ELECTRICAL SYSTEM</b>
Fully sealed wiring harness with LED lights
Marker lights and mid-turn signals
(3) Oval stop, tail and turn lights per side on rear
<b>PROTECTIVE COATING</b>
High quality 2-part PPG black acrylic urethane
High quality 2-part primer
White blasted and cleaned prior to painting
<b>LASH RINGS</b>
(8) Pair (16 total), bent D-ring
<b>FLAG HOLDERS</b>
(2) Pair (4 total)

*Note: All specifications are subject to change without prior notification. All dimensions and weights are approximate. Trailers pictured in this brochure may feature optional equipment. Axle placement and legal load ratings are dependent upon federal, state, and local regulations, GAWR and tire ratings. Copyright © 2019 Pitts Enterprises, Inc. (published). All rights reserved.*

## LB51-33CS · Fixed Neck Lowboy

**PITTS** HEAVY HAUL



Since 1976, Pitts has built trailers for the construction, commercial and forestry markets tough enough for every job and priced to make you profitable.

The workhorses of the heavy haul division, include a Hydraulic Detachable, Hydraulic Tail, Fixed Neck and Tag-Along with every feature you desire.



PITSTRAILERS.COM · 800.321.8073 · PITTSVIEW, AL

## LB51-33CS Standard Features

<b>CAPACITY</b>
51 tons in 16' (GAWR and tire ratings determine legal payloads)
<b>ESTIMATED TARE WEIGHT (STANDARD PACKAGE)</b>
16,500 lbs ± 3%
<b>LOAD BASE</b>
16' rigid point load centered in deck
<b>DIMENSIONS</b>
Overall: 8' 6" width x 48' length
Clear deck length: 30', (flat deck design)
Deck height under full load: 33" (ground clearance 15")
48" nominal loaded 5th wheel height
<b>GOOSENECK DESIGN</b>
Fixed neck to deck connection
Full width 21" steel smooth plate, wood filled between main beams with loading slope and traction bars
84" swing radius
Landing gear - two speed - 50,000 lbs.
Toolbox in front of neck
<b>DECK DESIGN</b>
Main longitudinal members 18" fabricated with positive camber with 12" side rails
Level deck design
1 1/2" nominal apitong decking
8" I-beam crossmembers
<b>BOGIE DESIGN</b>
Wheel wells covered with formed steel smooth and traction bars
4' dovetail covered with steel check plate and traction bars
6'x2' heavy duty spring assisted, self cleaning, rear loading ramps
<b>AXLES</b>
(2) Heavy duty axles with 49" spread
25,000 lbs nominal capacity per axle (GAWR determined by suspension type, brakes, tires and other components)
Tapered spindle axles

**PITTS** HEAVY HAUL

<b>BRAKES</b>
12 1/4" x 7 1/2"
Heavy-duty brake drums, outboard mount
Automatic slack adjusters
Type 30/30 parking brakes on (2) axles
<b>HUBS</b>
Hub-piloted 8-stud mount
Outboard cast drums
<b>WHEELS/TIRES</b>
(12) Steel disc wheels 6.75 x 17.5 with 235/ 75R 17.5 H-ply tires
<b>SUSPENSION</b>
Hutch 9700 3 point heavy duty 4 leaf steel spring
<b>ELECTRICAL SYSTEM</b>
Fully sealed wiring harness with LED lights
Marker lights and mid-turn signals
(3) Oval stop, tail and turn lights per side on rear
<b>PROTECTIVE COATING</b>
High quality 2-part PPG black acrylic urethane
High quality 2-part primer
White blasted and cleaned prior to painting
<b>LASH RINGS</b>
(8) Pair (16 total), bent D-ring
<b>FLAG HOLDERS</b>
(2) Pair (4 total)

*Note: All specifications are subject to change without prior notification. All dimensions and weights are approximate. Trailers pictured in this brochure may feature optional equipment. Axle placement and legal load ratings are dependent upon federal, state, and local regulations, GAWR and tire ratings. Copyright © 2019 Pitts Enterprises, Inc. (published). All rights reserved.*

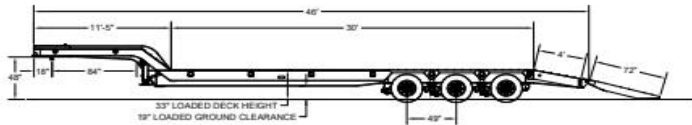
PITSTRAILERS.COM · 800.321.8073 · PITTSVIEW, AL

**PITTS** Trailers®  
Since 1976

**PITTS** HEAVY HAUL

**DORSEY**  
INTERMODAL

## LB51-33 and LB51-38 · Fixed Neck Lowboy



Since 1976, Pitts has built trailers for the construction, commercial and forestry markets tough enough for every job and priced to make you profitable.

The workhorses of the heavy haul division, include a Hydraulic Detachable, Hydraulic Tail, Fixed Neck and Tag-Along with every feature you desire.

PITSTRAILERS.COM · 800.321.8073 · PITTSVIEW, AL



## LB51-38 Standard Features

### CAPACITY

51 tons in 16' (GAWR and tire ratings determine legal payloads)

ESTIMATED TARE WEIGHT (STANDARD PACKAGE)

17,500 lbs ± 3%

### LOAD BASE

16' rigid point load centered in deck

### DIMENSIONS

Overall: 8' 6" width x 46' length

Clear deck length: 30', (flat deck design)

Deck height under full load: 38" (ground clearance 20")

### GOOSENECK DESIGN

48" nominal loaded 5th wheel height

Fixed neck to deck connection

Exposed main beams and recessed motor grader ramps

84" swing radius

Landing gear - two speed - 50,000 lbs.

Toolbox in front of neck

### DECK DESIGN

Main longitudinal members 18" fabricated with positive camber with 12" side rails

level deck design

8" I-beam crossmembers

1 1/2" nominal apron decking

### BOGIE DESIGN

Wheel wells covered with formed steel smooth and traction bars

4' dovetail covered with steel check plate and traction bars

6'x2' heavy duty spring assisted, self cleaning, rear loading ramps

### AXLES

(2) Heavy-duty axles with 49" spread

25,000 lbs nominal capacity per axle (GAWR determined by suspension type, brakes, tires and other components)

Tapered spindle axles



### BRAKES

16 1/2" x 7"

Automatic slack adjusters

Type 30/30 parking brakes on (2) axles

### HUBS

Hub-piloted 8-stud mount

Outboard cast drums

### WHEELS/TIRES

(12) Steel disc wheels 8.25 x 22.5 with 255/ 75R 22.5 H-ply tires

### SUSPENSION

Hutch 9700 3 point heavy duty 4 leaf spring steel

### ELECTRICAL SYSTEM

Fully sealed wiring harness with LED lights

Marker lights and mid-turn signals

(3) Oval stop, tail and turn lights per side on rear

### PROTECTIVE COATING

High quality 2-part PPG black acrylic urethane

High quality 2-part primer

White blasted and cleaned prior to painting

### LASH RINGS

(8) Pair (16 total), bent D-ring

### FLAG HOLDERS

(2) Pair (4 total)

*Note: All specifications are subject to change without prior notification. All dimensions and weights are approximate. Trailers pictured in this brochure may feature optional equipment. Axle placement and legal load ratings are dependent upon federal, state, and local regulations, GAWR and tire ratings. Copyright © 2019 Pitts Enterprises, Inc. (published). All rights reserved.*

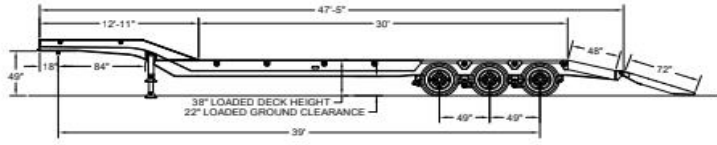
**PITTS Trailers**  
Since 1976

**PITTS HEAVY HAUL**



## LB51-38CS · Fixed Neck Lowboy

**PITTS** HEAVY HAUL



Since 1976, Pitts has built trailers for the construction, commercial and forestry markets tough enough for every job and priced to make you profitable.

The workhorses of the heavy haul division, include a Hydraulic Detachable, Hydraulic Tail, Fixed Neck and Tag-Along with every feature you desire.

PITSTRAILERS.COM · 800.321.8073 · PITTSVIEW, AL



## LB51-38CS Standard Features

<b>CAPACITY</b>
51 tons in 16' (GAWR and tire ratings determine legal payloads)
<b>ESTIMATED TARE WEIGHT (STANDARD PACKAGE)</b>
18,000 lbs ± 3%
<b>LOAD BASE</b>
16' rigid point load centered in deck
<b>DIMENSIONS</b>
Overall: 8' 6" width x 48' length
Clear deck length: 30', (flat deck design)
Deck height under full load: 38" (ground clearance 20")
48" nominal loaded 5th wheel height
<b>GOOSENECK DESIGN</b>
Fixed neck to deck connection
Full width 21o steel smooth plate, wood filled between main beams with loading slope and traction bars
84" swing radius
Landing gear - two speed - 50,000 lbs.
Toolbox in front of neck
<b>DECK DESIGN</b>
Main longitudinal members 18" fabricated with positive camber with 12" side rails
level deck design
8" I-beam crossmembers
1 1/2" nominal apitong decking
<b>BOGIE DESIGN</b>
Wheel wells covered with formed steel smooth and traction bars
4" dovetail covered with steel check plate and traction bars
6"x2" heavy duty spring assisted, self cleaning, rear loading ramps
<b>AXLES</b>
(3) Heavy-duty axles with 49" spread
25,000 lbs nominal capacity per axle (GAWR determined by suspension type, brakes, tires and other components)
Tapered spindle axles

<b>BRAKES</b>
16 1/2" x 7"
Automatic slack adjusters
Type 30/30 parking brakes on (2) axes
<b>HUBS</b>
Hub-piloted 8-stud mount
Outboard cast drums
<b>WHEELS/TIRES</b>
(12) Steel disc wheels 8.25 x 22.5 with 255/ 75R 22.5 H-ply tires
<b>SUSPENSION</b>
Hutch 9700 3 point heavy duty steel spring
<b>ELECTRICAL SYSTEM</b>
Fully sealed wiring harness with LED lights
Marker lights and mid-turn signals
(3) Oval stop, tail and turn lights per side on rear
<b>PROTECTIVE COATING</b>
High quality 2-part PPG black acrylic urethane
High quality 2-part primer
White blasted and cleaned prior to painting
<b>LASH RINGS</b>
(8) Pair (16 total), bent D-ring
<b>FLAG HOLDERS</b>
(2) Pair (4 total)

*Note: All specifications are subject to change without prior notification. All dimensions and weights are approximate. Trailers pictured in this brochure may feature optional equipment. Axle placement and legal load ratings are dependent upon federal, state, and local regulations, GAWR and tire ratings. Copyright © 2019 Pitts Enterprises, Inc. (published). All rights reserved.*

**PITTS Trailers**  
Since 1976


**PITTS** HEAVY HAUL

**DORSEY**  
INTERMODAL



## LB35-22DC · Hydraulic Detachable Gooseneck

**PITTS** HEAVY HAUL



Since 1976, Pitts has built trailers for the construction, commercial and forestry markets tough enough for every job and priced to make you profitable.

The workhorses of the heavy haul division, include a Hydraulic Detachable, Hydraulic Tail, Fixed Neck and Tag-Along with every feature you desire.

PITSTRAILERS.COM · 800.321.8073 · PITTSVIEW, AL



## LB35-22DC Standard Features

<b>CAPACITY</b>
35 tons in 12' length (GAWR and tire ratings determine legal payloads)
<b>ESTIMATED TARE WEIGHT (STANDARD PACKAGE)</b>
15,300 lbs ± 3%
<b>DIMENSIONS</b>
Overall: 8' 6" width x 46' length
Clear deck length: 25', (flat deck design)
Deck height under full load: 22" (ground clearance 6")
50" nominal loaded 5th wheel height (4 ride height positions)
Rear bogie height: 41"
<b>GOOSENECK DESIGN</b>
Hydraulic, detachable with 8" cylinders, non-ground bearing, set up for wet line
Adjustable ride height features 4-position mechanical lock for separate deck and fifth wheel height control
Air locking pin
84" swing radius
<b>DECK DESIGN</b>
Main longitudinal members fabricated with 100 KSI yield steel flanges with minimum 50 KSI yield webs
Level deck design
10" I-beam crossmember on 24" centers with 4" stub cross members on 12" centers outer bay
1 1/2" nominal apitong
Front of deck approach ramp with traction cleats
Lockable toolbox in front of deck
Removable swing-type outriggers (extends trailer width 2')
<b>BOGIE DESIGN</b>
Fixed deck-to-bogie connection with front bogie ramp
V-style boom trough
Recessed load bearing bolsters between axles and behind last axle
Heavy-duty V-style rear bumper
Ultra low bucket well
<b>AXLES</b>
(2) Heavy-duty axles with 49" spread

25,000 lbs nominal capacity per axle (GAWR determined by suspension type, brakes, tires and other components)
Tapered spindle axles
<b>BRAKES</b>
16 1/2" x 7"
Heavy-duty brake drums, outboard mount
Automatic slack adjusters
Type 30/30 parking brakes on (2) axles
<b>HUBS</b>
Hub-piloted 10-stud mount
Outboard cast drums
<b>WHEELS/TIRES</b>
(8) Steel disc wheels 8.25 x 22.5 with 255/70R22.5 H-ply tires
<b>SUSPENSION</b>
Unfitted heavy duty 25,000 lbs, air-ride suspension with automatic and manual controls
Suspension override prevention straps on all axles
<b>ELECTRICAL SYSTEM</b>
Fully sealed wiring harness with LED lights
Marker lights and mid-turn signals
(3) Oval stop, tail and turn lights per side on rear
<b>PROTECTIVE COATING</b>
High quality 2-part black acrylic urethane
High quality 2-part primer
White blasted and cleaned prior to painting
<b>LASH RINGS</b>
(8) Pair (16 total), bent D-rings
<b>FLAG HOLDERS</b>
(2) Pair (4 total)

*Note: All specifications are subject to change without prior notification. All dimensions and weights are approximate. Trailers pictured in this brochure may feature optional equipment. Axle placement and legal load ratings are dependent upon federal, state, and local regulations, GAWR and tire ratings. Copyright © 2019 Pitts Enterprises, Inc. (published). All rights reserved.*

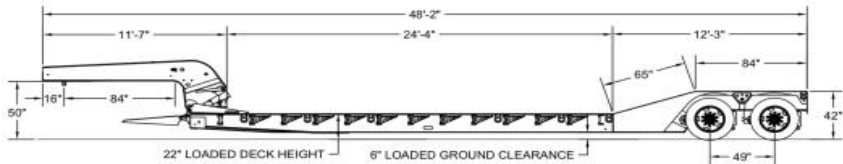
**PITTS** Trailers®  
Since 1976

**PITTS** HEAVY HAUL

**DORSEY**  
INTERMODAL

## LB35-22DPS · Paver Special Detachable Neck Lowboy

**PITTS** HEAVY HAUL



Since 1976, Pitts has built trailers for the construction, commercial and forestry markets tough enough for every job and priced to make you profitable.

The workhorses of the heavy haul division, include a Hydraulic Detachable, Hydraulic Tail, Fixed Neck and Tag-Along with every feature you desire.



PITSTRAILERS.COM · 800.321.8073 · PITTSVIEW, AL

## LB35-22DPS Standard Features

<b>CAPACITY</b>
35 tons in 12' length (GAWR and tire ratings determine legal payloads)
<b>ESTIMATED TARE WEIGHT (STANDARD PACKAGE)</b>
18,000 lbs ± 3%
<b>DIMENSIONS</b>
Overall: 8' 6" width x 48' length
Clear deck length: 24'; (flat deck design)
Deck height under full load: 22" (ground clearance 6")
50" nominal loaded 5th wheel height (4 ride height positions)
Rear bogie height: 41"
<b>GOOSENECK DESIGN</b>
Hydraulic, detachable with 8" cylinders. non-ground bearing, set up for wet line
Adjustable ride height features 4-position mechanical lock for separate deck and fifth wheel height control
Air locking pin
84" swing radius
<b>DECK DESIGN</b>
Main longitudinal members fabricated with 100 KSI yield steel flanges with minimum 50 KSI yield webs
Level deck design
10" I-beam crossmember on 24" centers with 4" stub cross members on 12" centers outer bay
1 1/2" nominal apitong
Front flip ramps wood 18"x42"
Lockable toolbox in front of deck
8" Loading Angle
Removable swing-type outriggers (extends trailer width 2')
<b>BOGIE DESIGN</b>
Fixed deck-to-bogie connection with 16" Paver Bridge
Wood cover deck between wheel area
Load bearing wheels cover steel plate
Heavy-duty rear bumper
<b>AXLES</b>
(2) Heavy-duty axles with 49" spread

PITSTRAILERS.COM · 800.321.8073 · PITTSVIEW, AL

**PITTS** HEAVY HAUL

25,000 lbs nominal capacity per axle (GAWR determined by suspension type, brakes, tires and other components)
Tapered spindle axles
<b>BRAKES</b>
16 1/2" x 7"
Heavy-duty brake drums, outboard mount
Automatic slack adjusters
Type 30/30 parking brakes on (2) axles
<b>HUBS</b>
Hub-piloted 10-stud mount
Outboard cast drums
<b>WHEELS/TIRES</b>
(8) Steel disc wheels 8.25 x 22.5 with 255/70R22.5 H-ply tires
<b>SUSPENSION</b>
Unitized heavy duty 25,000 lbs, air-ride suspension with automatic and manual controls
Suspension override prevention straps on all axles
<b>ELECTRICAL SYSTEM</b>
Fully sealed wiring harness with LED lights
Marker lights and mid-turn signals
(3) Oval stop, tail and turn lights per side on rear
<b>PROTECTIVE COATING</b>
High quality 2-part PPG black acrylic urethane
High quality 2-part primer
White blasted and cleaned prior to painting
<b>LASH RINGS</b>
(8) Pair (16 total), bent D-rings
<b>FLAG HOLDERS</b>
(2) Pair (4 total)

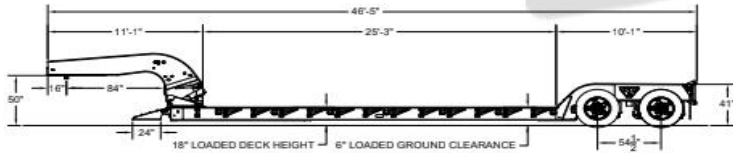
*Note: All specifications are subject to change without prior notification. All dimensions and weights are approximate. Trailers pictured in this brochure may feature optional equipment. Axle placement and legal load ratings are dependent upon federal, state, and local regulations, GAWR and tire ratings. Copyright © 2019 Pitts Enterprises, Inc. (published). All rights reserved.*

**PITTS** Trailers®  
Since 1976

**PITTS** HEAVY HAUL

**DORSEY**  
INTERMODAL

## LB35-18D · Detachable Neck Lowboy



Since 1976, Pitts has built trailers for the construction, commercial and forestry markets tough enough for every job and priced to make you profitable.

The workhorses of the heavy haul division, include a Hydraulic Detachable, Hydraulic Tail, Fixed Neck and Tag-Along with every feature you desire.

PITTSTRAILERS.COM · 800.321.8073 · PITTSVIEW, AL



## LB35-18D Standard Features

<b>CAPACITY</b>
35 tons in 12' length (GAWR and tire ratings determine legal payloads)
<b>ESTIMATED TARE WEIGHT (STANDARD PACKAGE)</b>
16,300 lbs ± 3%
<b>DIMENSIONS</b>
Overall: 8' 6" width x 46' length
Clear deck length: 25', (flat deck design)
Deck height under full load: 18" (ground clearance 6")
50" nominal loaded 5th wheel height (4 ride height positions)
Rear bogie height: 41"
<b>GOOSENECK DESIGN</b>
Hydraulic, detachable with 8" cylinders, non-ground bearing, set up for wet line
Adjustable ride height features 4-position mechanical lock for separate deck and fifth wheel height control
Air locking pin
90° swing radius
<b>DECK DESIGN</b>
Main longitudinal members fabricated with 100 KSI yield steel flanges with minimum 50 KSI yield webs
Level deck design
8" I-beam crossmember on 24" centers with 4" stub cross members on 12" centers outer bay
1 1/2" nominal spacing
Front flip ramps with traction cleats
Lockable toolbox in front of deck
Removable swing-type outriggers (extends trailer width 2')
<b>BOGIE DESIGN</b>
Fixed deck-to-bogie connection with front bogie ramp
V-style boom trough
Recessed load bearing bolsters between axles and behind last axle
Heavy-duty V-style rear bumper
Ultra low bucket well

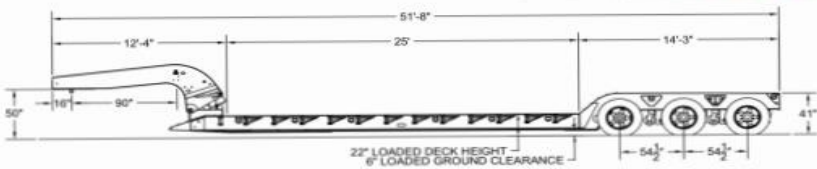


<b>AXLES</b>
(2) Heavy-duty axles with 49" spread
25,000 lbs nominal capacity per axle (GAWR determined by suspension type, brakes, tires and other components)
Tapered spindle axles
<b>HUBS</b>
Hub-piloted 10-stud mount
Outboard cast drums
<b>BRAKES</b>
16 1/2" x 7"
Heavy-duty brake drums, outboard mount
Automatic slack adjusters
Type 30/30 parking brakes on (2) axles
<b>WHEELS/TIRES</b>
(8) Steel disc wheels 8.25 x 22.5 with 255/ 70R 22.5 H-ply tires
<b>SUSPENSION</b>
Unitized heavy duty 25,000 lbs, air-ride suspension with automatic and manual controls
Suspension override prevention straps on all axles
<b>ELECTRICAL SYSTEM</b>
Fully sealed wiring harness with LED lights
Marker lights and mid-turn signals
(3) Oval stop, tail and turn lights per side on rear
<b>PROTECTIVE COATING</b>
High quality 2-part PPG black acrylic urethane
High quality 2-part primer
White blasted and cleaned prior to painting
<b>LASH RINGS</b>
(8) Pair (16 total), bent D-rings
<b>FLAG HOLDERS</b>
(2) Pair (4 total)

*Note: All specifications are subject to change without prior notification. All dimensions and weights are approximate. Trailers pictured in this brochure may feature optional equipment. Axle placement and legal load ratings are dependent upon federal, state, and local regulations, GAWR and tire ratings. Copyright © 2019 Pitts Enterprises, Inc. (published). All rights reserved.*



## LB51-22DC · Hydraulic Detachable Gooseneck



Since 1976, Pitts has built trailers for the construction, commercial and forestry markets tough enough for every job and priced to make you profitable.

The workhorses of the heavy haul division, include a Hydraulic Detachable, Hydraulic Tail, Fixed Neck and Tag-Along with every feature you desire.

PITTSTAILERS.COM · 800.321.8073 · PITTSVIEW, AL



## LB51-22DC Standard Features

<b>CAPACITY</b>
51 tons in 12' length (GAWR and tire ratings determine legal payloads)
<b>ESTIMATED TARE WEIGHT (STANDARD PACKAGE)</b>
19,400 lbs ± 3%
<b>LOAD BASE</b>
12' rigid point load centered in deck
<b>DIMENSIONS</b>
Overall: 8' 6" width x 51' 8" length
Clear deck length: 25', (flat deck design)
Deck height under full load: 22" (ground clearance 6")
50" nominal loaded 5th wheel height (4 ride height positions)
Rear bogie height: 41"
<b>GOOSENECK DESIGN</b>
Hydraulic, detachable with 8" cylinders, non-ground bearing, set up for wet line
Adjustable ride height features 4-position mechanical lock for separate deck and fifth wheel height control
Air locking pin
90° swing radius
<b>DECK DESIGN</b>
Main longitudinal members fabricated with 100 KSI yield steel flanges with 50 KSI yield webs
Level deck design
10" I-beam crossmember on 24" centers with 4" stub cross members on 12" centers outer bay
1 1/2" nominal aptong
Front of deck approach ramp with traction cleats
Lockable toolbox in front of deck
Removable swing-type outriggers (extends trailer width 2')
<b>BOGIE DESIGN</b>
Fixed deck-to-bogie connection with front bogie ramp
V-style boom trough
Recessed load bearing bolsters between axles and behind last axle
Heavy-duty V-style rear bumper
Available fourth flip axle setup
Ultra low bucket well

PITTSTAILERS.COM · 800.321.8073 · PITTSVIEW, AL

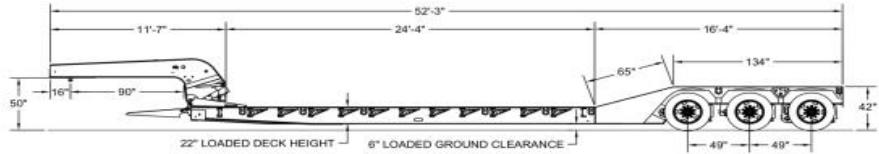


<b>AXLES</b>
(3) Heavy-duty axes with 54 1/2" spread
25,000 lbs nominal capacity per axle (GAWR determined by suspension type, brakes, tires and other components)
Tapered spindle axes
<b>BRAKES</b>
16 1/2" x 7"
Heavy-duty brake drums, outboard mount
Automatic slack adjusters
Type 30/30 parking brakes on (2) axes
<b>HUBS</b>
Hub-piloted 10-stud mount
Outboard cast drums
<b>WHEELS/TIRES</b>
(12) Steel disc wheels 8.25 x 22.5 with 255/70R22.5 H-ply tires
<b>SUSPENSION</b>
Unitized heavy duty 25,000 lbs, air-ride suspension with automatic and manual controls
Suspension override prevention straps on all axles
<b>ELECTRICAL SYSTEM</b>
Fully sealed wiring harness with LED lights
Marker lights and mid-turn signals
(3) Oval stop, tail and turn lights per side on rear
<b>PROTECTIVE COATING</b>
High quality 2-part black acrylic urethane
High quality 2-part primer
White blasted and cleaned prior to painting
<b>LASH RINGS</b>
(8) Pair (16 total), bent D-rings
<b>FLAG HOLDERS</b>
(2) Pair (4 total)

*Note: All specifications are subject to change without prior notification. All dimensions and weights are approximate. Trailers pictured in this brochure may feature optional equipment. Axle placement and legal load ratings are dependent upon federal, state, and local regulations, GAWR and tire ratings. Copyright © 2019 Pitts Enterprises, Inc. (published). All rights reserved.*



# LB51-22DPS · Paver Special Detachable Neck Lowboy



Since 1976, Pitts has built trailers for the construction, commercial and forestry markets tough enough for every job and priced to make you profitable.

The workhorses of the heavy haul division, include a Hydraulic Detachable, Hydraulic Tail, Fixed Neck and Tag-Along with every feature you desire.

PITTSTRAILERS.COM · 800.321.8073 · PITTSVIEW, AL



## LB51-22DPS Standard Features

<b>CAPACITY</b>
51 tons in 12" length (GAWR and tire ratings determine legal payloads)
ESTIMATED TARE WEIGHT (STANDARD PACKAGE)
21,300 lbs ± 3%
<b>LOAD BASE</b>
12' rigid point load centered in deck
<b>DIMENSIONS</b>
Overall: 8' 6" width x 51' 8" length
Clear deck length: 24'; (flat deck design)
Deck height under full load: 22" (ground clearance 6")
50" nominal loaded 5th wheel height (4 ride height positions)
Rear bogie height: 41"
<b>GOOSENECK DESIGN</b>
Hydraulic, detachable with 8" cylinders, non-ground bearing, set up for wet line
Adjustable ride height features 4-position mechanical lock for separate deck and fifth wheel height control
Air locking pin
90° swing radius
<b>DECK DESIGN</b>
Main longitudinal members fabricated with 100 KSI yield steel flanges with 50 KSI yield webs
Level deck design
10" I-beam crossmember on 24" centers with 4" stub cross members on 12" centers outer bay
1 1/2" nominal spacing
Front flip ramps wood 18"x42"
Lockable toolbox in front of deck
Removable swing-type outriggers (extends trailer width 2')
<b>BOGIE DESIGN</b>
Fixed deck-to-bogie connection with 16" Paver Bridge
Wood cover deck between wheel area
Load bearing wheels cover steel check plate
Heavy-duty rear bumper
Available fourth flip axle setup

PITTSTRAILERS.COM · 800.321.8073 · PITTSVIEW, AL

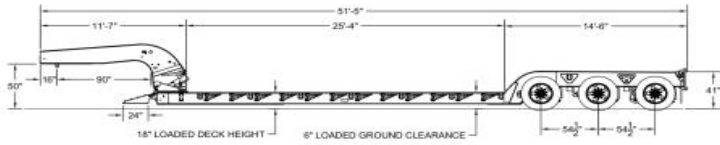


<b>AXLES</b>
(3) Heavy-duty axles with 49" spread
25,000 lbs nominal capacity per axle (GAWR determined by suspension type, brakes, tires and other components)
Tapered spindle axles
<b>BRAKES</b>
16 1/2" x 7"
Heavy-duty brake drums, outboard mount
Automatic slack adjusters
Type 30/30 parking brakes on (2) axles
<b>HUBS</b>
Hub-piloted 10-stud mount
Outboard cast drums
<b>WHEELS/TIRES</b>
(12) Steel disc wheels 8.25 x 22.5 with 255/70R22.5 H-ply tires
<b>SUSPENSION</b>
Unitized heavy duty 25,000 lbs, air-ride suspension with automatic and manual controls
Suspension override prevention straps on all axles
<b>ELECTRICAL SYSTEM</b>
Fully sealed wiring harness with LED lights
Marker lights and mid-turn signals
(3) Oval stop, tail and turn lights per side on rear
<b>PROTECTIVE COATING</b>
High quality 2-part black acrylic urethane
High quality 2-part primer
White blasted and cleaned prior to painting
<b>LASH RINGS</b>
(8) Pair (16 total), bent D-rings
<b>FLAG HOLDERS</b>
(2) Pair (4 total)

*Note: All specifications are subject to change without prior notification. All dimensions and weights are approximate. Trailers pictured in this brochure may feature optional equipment. Axle placement and legal load ratings are dependent upon federal, state, and local regulations, GAWR and tire ratings. Copyright © 2019 Pitts Enterprises, Inc. (published). All rights reserved.*



## LB51-18D · Detachable Neck Lowboy



Since 1976, Pitts has built trailers for the construction, commercial and forestry markets tough enough for every job and priced to make you profitable.

The workhorses of the heavy haul division, include a Hydraulic Detachable, Hydraulic Tail, Fixed Neck and Tag-Along with every feature you desire.



PITSTRAILERS.COM · 800.321.8073 · PITTSVIEW, AL

## LB51-18D Standard Features

<b>CAPACITY</b>
51 tons in 12' length (GAWR and tire ratings determine legal payloads)
<b>ESTIMATED TARE WEIGHT (STANDARD PACKAGE)</b>
21,400 lbs ± 3%
<b>DIMENSIONS</b>
Overall: 8' 6" width x 51'8" length
Clear deck length: 25'; (flat deck design)
Deck height under full load: 18" (ground clearance 6")
50" nominal loaded 5th wheel height (4 ride height positions)
Rear bogie height: 41"
<b>GOOSENECK DESIGN</b>
Hydraulic, detachable with 8" cylinders, non-ground bearing, set up for wet line
Adjustable ride height features 4-position mechanical lock for separate deck and fifth wheel height control
Air locking pin
90° swing radius
<b>DECK DESIGN</b>
Main longitudinal members fabricated with 100 KSI yield steel flanges with 50 KSI yield webs
Level deck design
8" I-beam crossmember on 24" centers with 4" stub cross members on 12" centers outer bay
1 1/2" nominal apitong
Front of deck approach ramp with fraction cleats
Lockable toolbox in front of deck
Removable swing-type outriggers (extends trailer width 2')
<b>BOGIE DESIGN</b>
Fixed deck-to-bogie connection with front bogie ramp
V-style boom trough
Recessed load bearing bolsters between axles and behind last axle
Heavy-duty V-style rear bumper
Available fourth flip axle setup
Ultra low bucket well
<b>AXLES</b>
(3) Heavy-duty axles with 54 1/2" spread



25,000 lbs nominal capacity per axle (GAWR determined by suspension type, brakes, tires and other components)
Tapered spindle axles
<b>BRAKES</b>
16 1/2" x 7"
Heavy-duty brake drums, outboard mount
Automatic slack adjusters
Type 30/30 parking brakes on (2) axles
<b>HUBS</b>
Hub-piloted 10-stud mount
Outboard cast drums
<b>WHEELS/TIRES</b>
(12) Steel disc wheels 8.25 x 22.5 with 255/ 70R 22.5 H-ply tires
<b>SUSPENSION</b>
Unitized heavy duty 25,000 lbs, air-ride suspension with automatic and manual controls
Suspension override prevention straps on all axles
<b>ELECTRICAL SYSTEM</b>
Fully sealed wiring harness with LED lights
Marker lights and mid-turn signals
(3) Oval stop, tail and turn lights per side on rear
<b>PROTECTIVE COATING</b>
High quality 2-part PPG black acrylic urethane
High quality 2-part primer
White blasted and cleaned prior to painting
<b>LASH RINGS</b>
(8) Pair (16 total), bent D-rings
<b>FLAG HOLDERS</b>
(2) Pair (4 total)

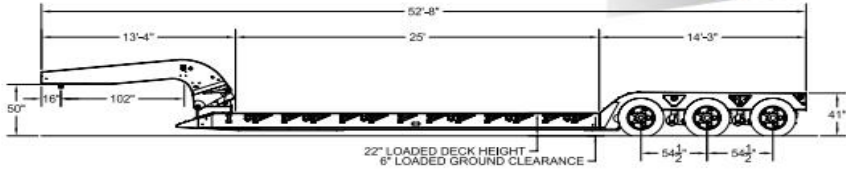
*Note: All specifications are subject to change without prior notification. All dimensions and weights are approximate. Trailers pictured in this brochure may feature optional equipment. Axle placement and legal load ratings are dependent upon federal, state, and local regulations, GAWR and tire ratings. Copyright © 2019 Pitts Enterprises, Inc. (published). All rights reserved.*

PITSTRAILERS.COM · 800.321.8073 · PITTSVIEW, AL



## LB55-22DC · Hydraulic Detachable Gooseneck

**PITTS** HEAVY HAUL



Since 1976, Pitts has built trailers for the construction, commercial and forestry markets tough enough for every job and priced to make you profitable.

The workhorses of the heavy haul division, include a Hydraulic Detachable, Hydraulic Tail, Fixed Neck and Tag-Along with every feature you desire.



PITSTRAILERS.COM · 800.321.8073 · PITTSVIEW, AL

## LB55-22DC Standard Features

<b>CAPACITY</b>
55 tons in 12' length (GAWR and tire ratings determine legal payloads)
<b>ESTIMATED TARE WEIGHT (STANDARD PACKAGE)</b>
20,100 lbs ± 3%
<b>DIMENSIONS</b>
Overall: 8' 6" width x 52'8" length
Clear deck length: 25', (flat deck design)
Deck height under full load: 22" (ground clearance 6")
50" nominal loaded 5th wheel height (4 ride height positions)
Rear bogie height: 41"
<b>GOOSENECK DESIGN</b>
Hydraulic, detachable with 9" cylinders, non-ground bearing, set up for wet line
Adjustable ride height features 4-position mechanical lock for separate deck and fifth wheel height control
Air locking pin
102" swing radius
<b>DECK DESIGN</b>
Main longitudinal members fabricated with 100 KSI yield steel flanges with 50 KSI yield webs
Level deck design
10" I-beam crossmember on 24" centers with 4" stub cross members on 12" centers outer bay
1 1/2" nominal apitong
Front of deck approach ramp with traction cleats
Lockable toolbox in front of deck
Removable swing-type outriggers (extends trailer width 2')
<b>BOGIE DESIGN</b>
Fixed deck-to-bogie connection with front bogie ramp
V-style boom trough
Recessed load bearing bolsters between axles and behind last axle
Heavy-duty V-style rear bumper
Available fourth flip axle setup
Ultra low bucket well
<b>AXLES</b>
(3) Heavy-duty axles with 54 1/2" spread

25,000 lbs nominal capacity per axle (GAWR determined by suspension type, brakes, tires and other components)
Tapered spindle axles
<b>BRAKES</b>
16 1/2" x 7"
Heavy-duty brake drums, outboard mount
Automatic slack adjusters
Type 30/30 parking brakes on (2) axles
<b>HUBS</b>
Hub-piloted 10-stud mount
Outboard cast drums
<b>WHEELS / TIRES</b>
(12) Steel disc wheels 8.25 x 22.5 with 275/70R22.5 H-ply tires
<b>SUSPENSION</b>
Unitized heavy duty 25,000 lbs, air-ride suspension with automatic and manual controls
3rd axle air lift
Suspension override prevention straps on all axles
<b>ELECTRICAL SYSTEM</b>
Fully sealed wiring harness with LED lights
Marker lights and mid-turn signals
(3) Oval stop, tail and turn lights per side on rear
<b>PROTECTIVE COATING</b>
High quality 2-part black acrylic urethane
High quality 2-part primer
White blasted and cleaned prior to painting
<b>LASH RINGS</b>
(8) Pair (16 total), bent D-ring
<b>FLAG HOLDERS</b>
(2) Pair (4 total)

*Note: All specifications are subject to change without prior notification. All dimensions and weights are approximate. Trailers pictured in this brochure may feature optional equipment. Axle placement and legal load ratings are dependent upon federal, state, and local regulations, GAWR and tire ratings. Copyright © 2019 Pitts Enterprises, Inc. (published). All rights reserved.*

PITSTRAILERS.COM · 800.321.8073 · PITTSVIEW, AL

**PITTS** Trailers®  
Since 1976

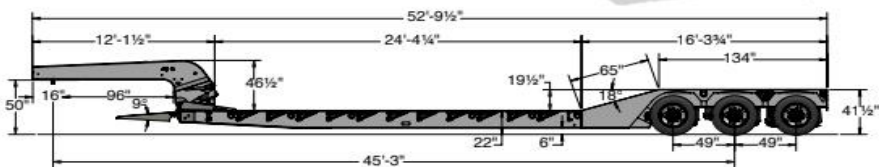
**PITTS** HEAVY HAUL

**DORSEY**  
INTERMODAL



## LB55-22DPS · Paver Special Detachable Neck Lowboy

**PITTS** HEAVY HAUL



PITSTRAILERS.COM · 800.321.8073 · PITTSVIEW, AL

Since 1976, Pitts has built trailers for the construction, commercial and forestry markets tough enough for every job and priced to make you profitable.

The workhorses of the heavy haul division, include a Hydraulic Detachable, Hydraulic Tail, Fixed Neck and Tag-Along with every feature you desire.



## LB55-22DPS Standard Features

### CAPACITY

55 tons in 12" length (GAWR and tire ratings determine legal payloads)

### ESTIMATED TARE WEIGHT (STANDARD PACKAGE)

22,650 lbs ± 3%

### DIMENSIONS

Overall: 8' 6" width x 52'8" length

Clear deck length: 24', (flat deck design)

Deck height under full load: 22" (ground clearance 6")

50" nominal loaded 5th wheel height (4 ride height positions)

Rear bogie height: 41"

### GOOSENECK DESIGN

Hydraulic, detachable with 9" cylinders, non-ground bearing, set up for wet line

Adjustable ride height features 4-position mechanical lock for separate deck and fifth wheel height control

Air locking pin

96" swing radius

### DECK DESIGN

Main longitudinal members fabricated with 100 KSI yield steel flanges with 50 KSI yield webs

Level deck design

10" I-beam crossmember on 24" centers with 4" stub cross members on 12" centers outer bay

1 1/2" nominal apitong

Front flip ramps wood 18"x42"

Lockable toolbox in front of deck

Removable swing-type outriggers (extends trailer width 2")

### BOGIE DESIGN

Fixed deck-to-bogie connection with full width wood paver sloped ramp

Wood cover deck between wheel area

Load bearing wheels cover steel check plate

Heavy-duty rear bumper

Available fourth flip axle setup

### AXLES

(3) Heavy-duty axles with 49" spread

25,000 lbs nominal capacity per axle (GAWR determined by suspension type, brakes, tires and other components)

Tapered spindle axles

### BRAKES

16 1/2" x 7"

Heavy-duty brake drums, outboard mount

Automatic slack adjusters

Type 30/30 parking brakes on (2) axles

### HUBS

Hub-piloted 10-stud mount

Outboard cast drums

### WHEELS/TIRES

(12) Steel disc wheels 8.25 x 22.5 with 275/ 70R 22.5 H-ply tires

### SUSPENSION

Unitized heavy duty 25,000 lbs, air-ride suspension with automatic and manual controls

Suspension override prevention straps on all axles

### ELECTRICAL SYSTEM

Fully sealed wiring harness with LED lights

Marker lights and mid-tum signals

(3) Oval stop, tail and turn lights per side on rear

### PROTECTIVE COATING

High quality 2-part PPG black acrylic urethane

High quality 2-part primer

White blasted and cleaned prior to painting

### LASH RINGS

(8) Pair (16 total), bent D-rings

### FLAG HOLDERS

(2) Pair (4 total)

Note: All specifications are subject to change without prior notification. All dimensions and weights are approximate. Trailers pictured in this brochure may feature optional equipment. Axle placement and legal load ratings are dependent upon federal, state, and local regulations, GAWR and tire ratings. Copyright © 2019 Pitts Enterprises, Inc. (published). All rights reserved.

**PITTS** Trailers Since 1976

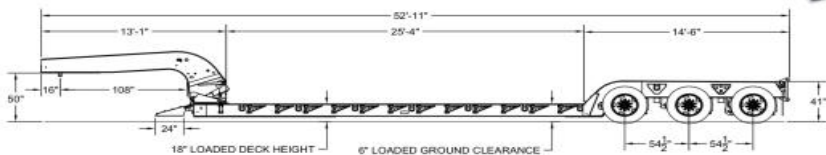
**PITTS** HEAVY HAUL





## LB55-18DC · Hydraulic Detachable Gooseneck

**PITTS** HEAVY HAUL



PITSTRAILERS.COM · 800.321.8073 · PITTSVIEW, AL



Since 1976, Pitts has built trailers for the construction, commercial and forestry markets tough enough for every job and priced to make you profitable.

The workhorses of the heavy haul division, include a Hydraulic Detachable, Hydraulic Tail, Fixed Neck and Tag-Along with every feature you desire.

## LB55-18DC Standard Features

<b>CAPACITY</b>	25,000 lbs nominal capacity per axle (GAWR determined by suspension type, brakes, tires and other components)
55 tons in 12' length (GAWR and tire ratings determine legal payloads)	
<b>ESTIMATED TARE WEIGHT (STANDARD PACKAGE)</b>	23,300 lbs ± 3%
<b>DIMENSIONS</b>	
Overall: 8' 6" width x 52' 8" length	
Clear deck length: 25'; (flat deck design)	
Deck height under full load: 18" (ground clearance 6")	
nominal loaded 5th wheel height (4 ride height positions)	
Rear bogie height: 41"	
<b>GOOSENECK DESIGN</b>	
Hydraulic, detachable with 9" cylinders, non-ground bearing, set up for wet line	
Adjustable ride height features 4-position mechanical lock for separate deck and fifth wheel height control	
Air locking pin	
108" swing radius	
<b>DECK DESIGN</b>	
Main longitudinal members fabricated with 100 KSI yield steel flanges with minimum 50 KSI yield webs	
Level deck design	
8" I-beam crossmember on 24" centers with 4" stub cross members on 12" centers outer bay	
1 1/2" nominal apitong	
Front of deck approach ramp with fraction cleats	
Lockable toolbox in front of deck	
Removable swing-type outriggers (extends trailer width 2")	
<b>BOGIE DESIGN</b>	
Fixed deck-to-bogie connection with front bogie ramp	
V-style boom trough	
Recessed load bearing bolsters between axles and behind last axle	
Heavy-duty V-style rear bumper	
Available fourth flip axle setup	
Ultra low bucket well	
<b>AXLES</b>	
(3) Heavy-duty axles with 54 1/2" spread	

PITSTRAILERS.COM · 800.321.8073 · PITTSVIEW, AL

**PITTS** HEAVY HAUL

<b>WHEELS / TIRES</b>	(12) Steel disc wheels 8.25 x 22.5 with 275/ 70R 22.5 H-ply tires
<b>SUSPENSION</b>	Unitized heavy duty 25,000 lbs, air-ride suspension with automatic and manual controls Suspension override prevention straps on all axles
<b>ELECTRICAL SYSTEM</b>	Fully sealed wiring harness with LED lights Marker lights and mid-turn signals (3) Oval stop, tail and turn lights per side on rear
<b>PROTECTIVE COATING</b>	High quality 2-part PPG acrylic urethane High quality 2-part primer Blasted and cleaned prior to painting
<b>LASH RINGS</b>	(8) Pair (16 total), bent D-rings
<b>FLAG HOLDERS</b>	(2) Pair (4 total)

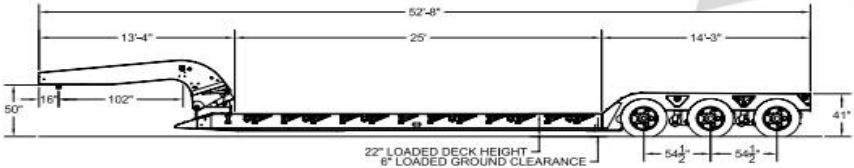
*Note: All specifications are subject to change without prior notification. All dimensions and weights are approximate. Trailers pictured in this brochure may feature optional equipment. Axle placement and legal load ratings are dependent upon federal, state, and local regulations, GAWR and tire ratings. Copyright © 2019 Pitts Enterprises, Inc. (published). All rights reserved.*

**PITTS** Trailers®  
Since 1976

**PITTS** HEAVY HAUL

**DORSEY**  
INTERMODAL

## LB60-22DC · Hydraulic Detachable Gooseneck



Since 1976, Pitts has built trailers for the construction, commercial and forestry markets tough enough for every job and priced to make you profitable.

The workhorses of the heavy haul division, include a Hydraulic Detachable, Hydraulic Tail, Fixed Neck and Tag-Along with every feature you desire.

PITSTRAILERS.COM · 800.321.8073 · PITTSVIEW, AL



## LB60-22DC Standard Features



<b>CAPACITY</b>
60 tons in 12' length (GAWR and tire ratings determine legal payloads)
<b>ESTIMATED TARE WEIGHT (STANDARD PACKAGE)</b>
21,500 lbs ± 3%
<b>LOAD BASE</b>
12' rigid point load centered in deck
<b>DIMENSIONS</b>
Overall: 8' 6" width x 52' 8" length
Clear deck length: 25', (flat deck design)
Deck height under full load: 22" (ground clearance: 6")
50" nominal loaded 5th wheel height (4 ride height positions)
Rear bogie height: 41"
<b>GOOSENECK DESIGN</b>
Hydraulic, detachable with 9" cylinders, non-ground bearing, set up for wet line
Adjustable ride height features 4-position mechanical lock for separate deck and fifth wheel height control
Air locking pin
102" swing radius
<b>DECK DESIGN</b>
Main longitudinal members fabricated with 100 KSI yield steel flanges with 50 KSI yield webs
Level deck design
10" I-beam crossmember on 24" centers with 4" stub cross members on 12" centers outer bay
1 1/2" nominal apitong
Front of deck approach ramp with fraction cleats
Lockable toolbox in front of deck
Removable swing-type outriggers (extends trailer width 2")
<b>BOGIE DESIGN</b>
Fixed deck-to-bogie connection with front bogie ramp
V-style boom trough
Recessed load bearing bolsters between axles and behind last axle
Heavy-duty V-style rear bumper
Available fourth flip axle setup
Ultra low bucket well

<b>AXLES</b>
(3) Heavy-duty axles with 54 1/2" spread
25,000 lbs nominal capacity per axle (GAWR determined by suspension type, brakes, tires and other components)
Tapered spindle axles
<b>BRAKES</b>
16 1/2" x 7"
Heavy-duty brake drums, outboard mount
Automatic slack adjusters
Type 30/30 parking brakes on (2) axles
<b>HUBS</b>
Hub-piloted 10-stud mount
Outboard cast drums
<b>WHEELS/TIRES</b>
(12) Steel disc wheels 8.25 x 22.5 with 275/ 70R 22.5 H-ply tires
<b>SUSPENSION</b>
Utilized heavy duty 25,000 lbs, air-ride suspension with automatic and manual controls
Suspension override prevention straps on all axles
<b>ELECTRICAL SYSTEM</b>
Fully sealed wiring harness with LED lights
Marker lights and mid-turn signals
(3) Oval stop, tail and turn lights per side on rear
<b>PROTECTIVE COATING</b>
High quality 2-part PPG acrylic urethane
High quality 2-part primer
Blasted and cleaned prior to painting
<b>LASH RINGS</b>
(8) Pair (16 total), bent D-ring
<b>FLAG HOLDERS</b>
(2) Pair (4 total)

Note: All specifications are subject to change without prior notification. All dimensions and weights are approximate. Trailers pictured in this brochure may feature optional equipment. Axle placement and legal load ratings are dependent upon federal, state, and local regulations, GAWR and tire ratings. Copyright © 2019 Pitts Enterprises, Inc. (published). All rights reserved.

PITSTRAILERS.COM · 800.321.8073 · PITTSVIEW, AL





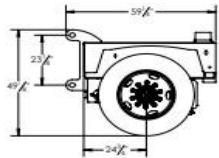
## FA15 · Flip Axle

**PITTS** HEAVY HAUL

## FA15 Standard Features

<b>CAPACITY</b>
GVWR - 24,000 lbs
ESTIMATED TARE WEIGHT (STANDARD PACKAGE)
4,500 lbs ± 3%
<b>DIMENSIONS</b>
Overall: 8' 6" width
Length: 4' 6"
Deck height 41 1/2"
<b>FRAME DESIGN</b>
Main longitudinal members 16" fabricated I beam
level deck design
Open wheel wells
Open - "V" crossmembers
Connections to mount to detach lowbed trailers
Mounted rubber bumpers isolating flip axle and trailer bogie deck
<b>AXLES</b>
(1) Heavy-duty axles with 54 1/2" spread
25,000 lbs nominal capacity per axle (GAWR determined by suspension type, brakes, tires and other components)
Tapered spindle axles
<b>BRAKES</b>
16 1/2" x 7"
Heavy-duty brake drums, outboard mount
Automatic slack adjusters
Type 30 brake chamber
<b>HUBS</b>
Hub-piloted 10-stud mount
Outboard cast drums
<b>WHEELS/TIRES</b>
(4) Steel disc wheels 8.25 x 22.5 with 255/ 75R 22.5 H-ply tires

<b>SUSPENSION</b>
Unitized heavy duty 25,000 lbs, air-ride suspension with automatic and manual controls
Suspension override prevention straps on all axles
<b>ELECTRICAL SYSTEM</b>
Fully sealed wiring harness with LED lights
Marker lights and mid-turn signals
(3) Oval stop, tail and turn lights per side on rear
<b>PROTECTIVE COATING</b>
High quality 2-part PPG black acrylic urethane
High quality 2-part primer
White blasted and cleaned prior to painting
<b>LASH RINGS</b>
(2) Pair (4 total), bent D-ring
<b>FLAG HOLDERS</b>
(1) Pair (2 total)



Since 1976, Pitts has built trailers for the construction, commercial and forestry markets tough enough for every job and priced to make you profitable.

Pitts Trailers is the world's largest and only complete line forestry manufacturer, moving the forestry transportation market forward with its log trailers, open and closed top chip vans, moving floor vans, and hydraulic elevating trailers with crawler suspension for knuckle boom loaders.



PITSTRAILERS.COM · 800.321.8073 · PITTSVIEW, AL

*Note: All specifications are subject to change without prior notification. All dimensions and weights are approximate. Trailers pictured in this brochure may feature optional equipment. Axle placement and legal load ratings are dependent upon federal, state, and local regulations, GAWR and tire ratings. Copyright © 2019 Pitts Enterprises, Inc. (published). All rights reserved.*

PITSTRAILERS.COM · 800.321.8073 · PITTSVIEW, AL

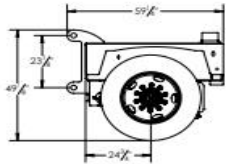
**PITTS Trailers**  
Since 1976

**PITTS** HEAVY HAUL



## FA25 · Flip Axle

**PITTS** HEAVY HAUL



Since 1976, Pitts has built trailers for the construction, commercial and forestry markets tough enough for every job and priced to make you profitable.

Pitts Trailers is the world's largest and only complete line forestry transportation market forward with its log trailers, open and closed top chip vans, moving floor vans, and hydraulic elevating trailers with crawler suspension for knuckle boom loaders.



## FA25 Standard Features

<b>CAPACITY</b>
GVWR - 24,000 lbs
ESTIMATED TARE WEIGHT (STANDARD PACKAGE)
4,500 lbs ± 3%
<b>DIMENSIONS</b>
Overall: 8' 6" width
Length: 4' 6"
Deck height 41 1/2"
<b>FRAME DESIGN</b>
Main longitudinal members 16" fabricated I beam
level deck design
Open wheel wells
Open - "V" crossmembers
Connections to mount to detach lowbed trailers
Mounted rubber bumpers isolating flip axle and trailer bogie deck
<b>AXLES</b>
(1) Heavy-duty axles with 54 1/2" spread
25,000 lbs nominal capacity per axle (GAWR determined by suspension type, brakes, tires and other components)
Tapered spindle axles
<b>BRAKES</b>
16 1/2" x 7"
Heavy-duty brake drums, outboard mount
Automatic slack adjusters
Type 30 brake chamber
<b>HUBS</b>
Hub-piloted 10-stud mount
Outboard cast drums
<b>WHEELS/TIRES</b>
(4) Steel disc wheels 8.25 x 22.5 with 255/ 75R 22.5 H-ply tires

<b>SUSPENSION</b>
Unitized heavy duty 25,000 lbs, air-ride suspension with automatic and manual controls
Suspension override prevention straps on all axles
<b>ELECTRICAL SYSTEM</b>
Fully sealed wiring harness with LED lights
Marker lights and mid-turn signals
(3) Oval stop, tail and turn lights per side on rear
<b>PROTECTIVE COATING</b>
High quality 2-part PPG black acrylic urethane
High quality 2-part primer
White blasted and cleaned prior to painting
<b>LASH RINGS</b>
(2) Pair (4 total), bent D-ring
<b>FLAG HOLDERS</b>
(1) Pair (2 total)

*Note: All specifications are subject to change without prior notification. All dimensions and weights are approximate. Trailers pictured in this brochure may feature optional equipment. Axle placement and legal load ratings are dependent upon federal, state, and local regulations, GAWR and tire ratings. Copyright © 2019 Pitts Enterprises, Inc. (published). All rights reserved.*

PITSTRAILERS.COM · 800.321.8073 · PITTSVIEW, AL

PITSTRAILERS.COM · 800.321.8073 · PITTSVIEW, AL

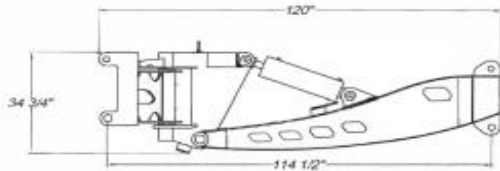
**PITTS** Trailers<sup>®</sup>  
Since 1976

**PITTS** HEAVY HAUL

**DORSEY**  
INTERMODAL



HSB-141 · Hydraulic Spreader Bar



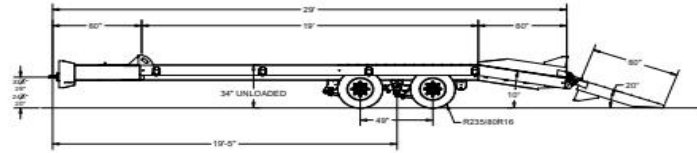
Since 1976, Pitts has built trailers for the construction, commercial and forestry markets tough enough for every job and priced to make you profitable.

The workhorses of the heavy haul division, include a Hydraulic Detachable, Hydraulic Tail, Fixed Neck and Tag-Along with every feature you desire.

PITTSTRAILERS.COM · 800.321.8073 · PITTSVIEW, AL



## TA10 · Tag Along



PITSTRAILERS.COM · 800.321.8073 · PITTSVIEW, AL

Since 1976, Pitts has built trailers for the construction, commercial and forestry markets tough enough for every job and priced to make you profitable.

Pitts Trailers is the world's largest and only complete line forestry manufacturer, moving the forestry transportation market forward with its log trailers, open and closed top chip vans, moving floor vans, and hydraulic elevating trailers with crawler suspension for knuckle boom loaders.



## TA10 Standard Features

<b>CAPACITY</b>	20,000 lb. capacity at 55 MPH
<b>ESTIMATED TARE WEIGHT</b>	TA10: 5,900 lbs
<b>DIMENSIONS</b>	Overall: 102" width x 29' length Platform: 34" height x 24' length Dovetail: 60" length Ramp: 23 1/2" width x 60" length
<b>LOAD BASE</b>	1 1/2" Premium Apitong
<b>MAIN RAILS</b>	W12" x 16# A572 Gr. 50 - High Tensile
<b>CROSSMEMBERS</b>	6" Jr. I-Beam A572 Gr. - High Tensile
<b>AXLES</b>	(2) Heavy Duty 10,000 lbs
<b>BRAKES</b>	12 1/4" X 4" Electric



<b>SUSPENSION</b>	Heavy Duty H9700
<b>TIRES</b>	(8) 235/80R16 (E)
<b>WHEELS</b>	8 Hole, "Budd" Type Disc
<b>ELECTRIC SYSTEM</b>	Grote Ultra Blue™ - Sealed Wiring Harness - Grote™ High Count LED Lights
<b>HITCH</b>	Adjustable Pintle Eye - 4 Position
<b>LANDING GEAR</b>	Heavy Duty Drop Leg 2-Speed
<b>PAINT</b>	Shot Blasted - Primed - Painted with PPG™ Automotive Grade Acrylic Urethane Top Coat

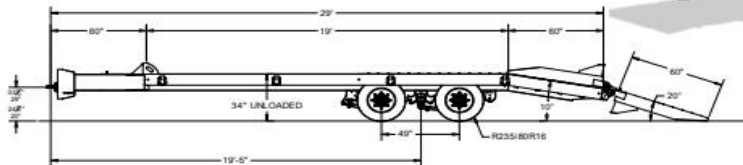
*Note: All specifications are subject to change without prior notification. All dimensions and weights are approximate. Trailers pictured in this brochure may feature optional equipment. Axle placement and legal load ratings are dependent upon federal, state, and local regulations, GVWR and tire ratings. Copyright © 2019 Pitts Enterprises, Inc. (published). All rights reserved.*

PITSTRAILERS.COM · 800.321.8073 · PITTSVIEW, AL



## TA12 · Tag Along

**PITTS** HEAVY HAUL



PITSTRAILERS.COM · 800.321.8073 · PITTSVIEW, AL

Since 1976, Pitts has built trailers for the construction, commercial and forestry markets tough enough for every job and priced to make you profitable.

Pitts Trailers is the world's largest and only complete line forestry manufacturer, moving the forestry transportation market forward with its log trailers, open and closed top chip vans, moving floor vans, and hydraulic elevating trailers with crawler suspension for knuckle boom loaders.



## TA12 Standard Features

### CAPACITY

24,000 lb. capacity at 55 MPH

### ESTIMATED TARE WEIGHT

6,250 lbs

### DIMENSIONS

Overall: 102" width x 29' length

Platform: 34" height x 24' length

Dovetail: 60" length

Ramp: 23 1/2" width x 60" length

### LOAD BASE

1 1/2" Premium Apitong

### MAIN RAILS

W12" x 16# A572 Gr. 50 - High Tensile

### CROSSMEMBERS

6" Jr. I-Beam A572 Gr. - High Tensile

### AXLES

(2) Heavy Duty 12,000 lbs (2)

### BRAKES

12 1/4" X 5" Electric

### SUSPENSION

Heavy Duty H9700

### TIRES

(8) 235/80R16 (E)

### WHEELS

8 Hole, "Budo" Type Disc

### ELECTRIC SYSTEM

Grote Ultra Blue™ - Sealed Wiring Harness -

Grote™ High Count LED Lights

### HITCH

Adjustable Pintle Eye

### LANDING GEAR

Heavy Duty Drop Leg 2-Speed

### PAINT

Shot Blasted - Primed - Painted with PPG™

Automotive Grade Acrylic Urethane Top Coat

**PITTS** HEAVY HAUL

*Note: All specifications are subject to change without prior notification. All dimensions and weights are approximate. Trailers pictured in this brochure may feature optional equipment. Axle placement and legal load ratings are dependent upon federal, state, and local regulations, GVWR and tire ratings. Copyright © 2019 Pitts Enterprises, Inc. (published). All rights reserved.*

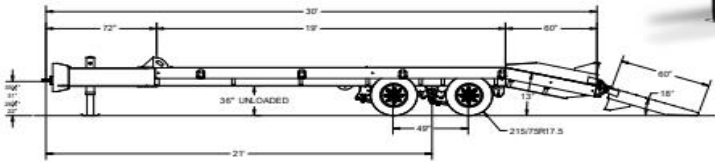
**PITTS** Trailers®  
Since 1976

**PITTS** HEAVY HAUL

**DORSEY**  
INTERMODAL

## TA15 · Tag Along Air

**PITTS** HEAVY HAUL



PITSTRAILERS.COM · 800.321.8073 · PITTSVIEW, AL

Since 1976, Pitts has built trailers for the construction, commercial and forestry markets tough enough for every job and priced to make you profitable.

Pitts Trailers is the world's largest and only complete line forestry manufacturer, moving the forestry transportation market forward with its log trailers, open and closed top chip vans, moving floor vans, and hydraulic elevating trailers with crawler suspension for knuckle boom loaders.



## TA15 Standard Features

<b>CAPACITY</b>
30,000 lbs. capacity at 55 MPH
<b>ESTIMATED TARE WEIGHT</b>
7,600 lbs.
<b>DIMENSIONS</b>
Overall: 102" width x 29' length
Platform: 34" height x 24' length
Dovetail: 60" length
Ramp: 23 1/2" width x 60" length
<b>LOAD BASE</b>
1 1/2" Premium Apitong
Wheel wells covered in steel with traction bars
Dove tail self cleaning ladder
Ramps self cleaning ladder
<b>MAIN RAILS</b>
W14" x 22# A572 Gr. 50 - High Tensile
<b>CROSSMEMBERS</b>
6" Jr. I-Beam A572 Gr. - High Tensile
<b>AXLES</b>
(2) Heavy Duty 15,000 lbs (2)

**PITTS** HEAVY HAUL

<b>BRAKES</b>
12 1/4" X 5" Electric
<b>WHEELS / TIRES</b>
(8) 215/75x17.5 16 ply
<b>SUSPENSION</b>
Heavy Duty H9700
<b>ELECTRIC SYSTEM</b>
Grote Ultra Blue™ - Sealed Wiring Harness
Grote™ High Count LED Lights
<b>PROTECTIVE COATING</b>
High quality 2-part PPG black acrylic urethane
High quality 2-part primer
White blasted and cleaned prior to painting
<b>HITCH</b>
Adjustable Pintle Eye - 4 Position
<b>LANDING GEAR</b>
Heavy Duty Drop Leg 2-Speed

*Note: All specifications are subject to change without prior notification. All dimensions and weights are approximate. Trailers pictured in this brochure may feature optional equipment. Axle placement and legal load ratings are dependent upon federal, state, and local regulations, GAWR and tire ratings. Copyright © 2019 Pitts Enterprises, Inc. (published). All rights reserved.*

**PITTS** Trailers  
Since 1976

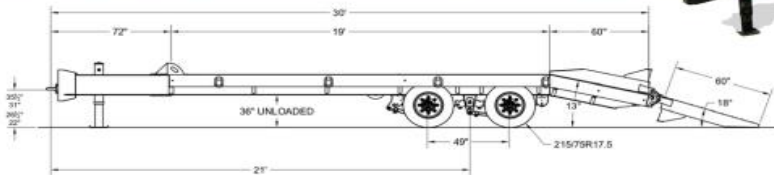
**PITTS** HEAVY HAUL

**DORSEY**  
INTERMODAL



## TA20 · Tag Along

**PITTS** HEAVY HAUL



PITSTRAILERS.COM · 800.321.8073 · PITTSVIEW, AL

Since 1976, Pitts has built trailers for the construction, commercial and forestry markets tough enough for every job and priced to make you profitable.

The workhorses of the heavy haul division, include a Hydraulic Detachable, Hydraulic Tail, Fixed Neck and Tag-Along with every feature you desire.



## TA20 Standard Features

<b>CAPACITY</b>
40,000 lb. capacity at 55 MPH
<b>ESTIMATED TARE WEIGHT (STANDARD PACKAGE)</b>
7,600 lbs.
<b>DIMENSIONS</b>
Overall: 102" width x 30' length
Platform: 36" height x 24' length
Dovetail: 60" length
Ramp: 23 1/2" width x 60" length
<b>LOAD BASE</b>
16' concentrated load
<b>MAIN RAILS</b>
W14" x 22# A572 Gr. 50 - High Tensile
<b>LOAD BASE</b>
Deck 1 1/2" Premium Apitong
Wheel wells covered in steel with traction bars
Dovetail self cleaning ladder
Ramps self cleaning ladder
<b>AXLES</b>
(2) Heavy Duty 22,500 lbs 49" axle spacing
<b>BRAKES</b>
12 1/4" x 7 1/2" air-ABS

<b>SUSPENSION</b>
Heavy duty leaf spring
<b>HUBS</b>
Hub-piloted 8-stud mount
Outboard cast drums
<b>WHEELS / TIRES</b>
(8) Hole, hub piloted
(8) 215/75x17.5 16 ply
<b>ELECTRICAL SYSTEM</b>
Fully sealed wiring harness with LED lights
Marker lights and mid-turn signals
Oval stop, tail and turn lights per side on rear
<b>PROTECTIVE COATING</b>
High quality 2-part black acrylic urethane
High quality 2-part primer
White blasted and cleaned prior to painting
<b>HITCH</b>
Adjustable Pintle Eye - 4 Position
<b>LANDING GEAR</b>
Heavy Duty Drop Leg 2-Speed
<b>LASH RINGS</b>
(4) Pair (8 total), bent D-ring

*Note: All specifications are subject to change without prior notification. All dimensions and weights are approximate. Trailers pictured in this brochure may feature optional equipment. Axle placement and legal load ratings are dependent upon federal, state, and local regulations, GAWR and tire ratings. Copyright © 2019 Pitts Enterprises, Inc. (published). All rights reserved.*

PITSTRAILERS.COM · 800.321.8073 · PITTSVIEW, AL

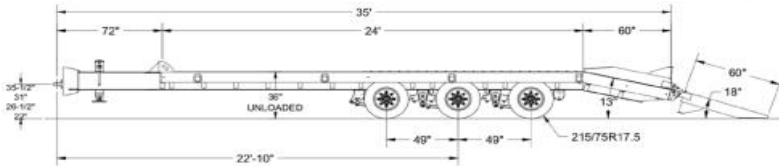
**PITTS** Trailers®  
Since 1976

**PITTS** HEAVY HAUL

**DORSEY**  
INTERMODAL

## TA25 · Tag Along

**PITTS** HEAVY HAUL



Since 1976, Pitts has built trailers for the construction, commercial and forestry markets tough enough for every job and priced to make you profitable.

The workhorses of the heavy haul division, include a Hydraulic Detachable, Hydraulic Tail, Fixed Neck and Tag-Along with every feature you desire.

PITSTRAILERS.COM · 800.321.8073 · PITTSVIEW, AL



## TA25 Standard Features

<b>CAPACITY</b>
50,000 lb. capacity at 55 MPH
<b>LOAD BASE</b>
16' concentrated load
<b>ESTIMATED TARE WEIGHT</b>
10,850 lbs.
<b>DIMENSIONS</b>
Overall: 102" width x 35' length
Platform: 36" height x 29' length
Dovetail: 60" length
Ramp: 23 1/2" width x 60" length
<b>LOAD BASE</b>
1 1/2" Premium Apitong
Wheel wells covered in steel with traction bars
Dovetail self cleaning ladder
Ramps self cleaning ladder
<b>MAIN RAILS</b>
W14" x 26# A572 Gr. 50 - High Tensile
<b>CROSSMEMBERS</b>
6" Jr. I-Beam A572 Gr. 50 - High Tensile
<b>AXLES</b>
(3) Heavy Duty 22,500 lbs 49" axle spacing
<b>BRAKES</b>
12 1/4" X 7 1/2" Air - ABS

<b>SUSPENSION</b>
Heavy Duty leaf spring
<b>HUBS</b>
Hub-piloted 8-stud mount
Outboard cast drums
<b>WHEELS</b>
(8) Hole, hub piloted
(8) 215/75R17.5 16 ply
<b>ELECTRICAL SYSTEM</b>
Fully sealed wiring harness with LED lights
Marker lights and mid-tum signals
Oval stop, tail and turn lights per side on rear
<b>PROTECTIVE COATING</b>
High quality 2-part black acrylic urethane
High quality 2-part primer
White blasted and cleaned prior to painting
<b>LASH RINGS</b>
(4) Pair (8 total), bent D-ring
<b>HITCH</b>
Adjustable Pintle Eye - 4 Position
<b>LANDING GEAR</b>
Heavy Duty Drop Leg 2-Speed

*Note: All specifications are subject to change without prior notification. All dimensions and weights are approximate. Trailers pictured in this brochure may feature optional equipment. Axle placement and legal load ratings are dependent upon federal, state, and local regulations, GAWR and tire ratings. Copyright © 2019 Pitts Enterprises, Inc. (published). All rights reserved.*

**PITTS** Trailers<sup>®</sup>  
Since 1976

**PITTS** HEAVY HAUL


**DORSEY**  
INTERMODAL



**40' Gooseneck Tandem | SC40**  
 (option) 40' Gooseneck Spread Axle | SC40SA  
 (option) 40' Gooseneck Tridem | SC40TRI

## 40' Gooseneck Tandem | SC40

(option) 40' Gooseneck Spread Axle | SC40SA  
 (option) 40' Gooseneck Tridem | SC40TRI



STANDARD DIMENSIONS	
Length:	40'-11"
Width:	96"
Overall Height:	56"
Fifth Wheel Height:	48 ± 1"
Rear Deck Height:	48 ± 1"
Kingpin Location:	30" (From the center of the front bolster)
Landing Gear Location:	100" (From the kingpin center)
Axle Spread:	49"
Tare Weight:	6,700 lbs ± 2%
Payload:	67,200 lbs (30,480kgs)

STEEL STRUCTURE & COMPONENTS	
Main Beam:	W12@19lb/ft hot-rolled H-beam, ASTM A572 Grade 50 or equivalent
Cross member:	3/16" thick x 3" wide x 9" deep channel with profiled bar type diagonal brace.
GN Member:	5-1/4" deep x 4" wide fabricated H-beam, 1/2" thick flanges and 1/4" thick web.
Upper Coupler:	5/16" pick up plate with 2" diameter square type king pin per SAE standard.
Front Bolster:	8" wide x 10" high x 1/4" thick open section, with 3-1/2" chamfer in full length for gathering container in operation.
Rear Bolster:	8" wide x 3/8" thick top plate with 7" wide x 6-5/8" deep x 1/4" thick "U" type bottom channel
Rear Bumper:	4" x 4" square tube step with taper "H" section vertical member. Bar is welded to uprights and main beam.
License plate bracket:	Extending from rear bolster within envelope of ICC bumper. Plate is to contain rear cluster lights, rear fleet number & license plate.

Front Locking Pin:	YES
Rear Twist Lock:	YES
Landing Gear:	60,000 lbs capacity, 2-speed 17" travel with low "T" shoes. Crank handle is located on the driver's side of the chassis.
Suspension:	Mechanical tandem suspension with high-arch 3-leaf spring (354-00)
Axles:	5" round axles with 22,500lb capacity; 71.5" track, 16.5"X7" brake. 28 spline, 5.5" automatic slack adjusters, 10 HUB piloted hubs with 20K standard cast steel drum, 352-4009 solid Aluminum Grease/Vented Hub Cap, seals and bearings. Reserved interface; Heat Sensing Labels
Lubricant:	Synthetic grease lubricant
Wheels:	22.5 x 8.25 hub-piloted wheels.
Tires:	11R22.5-14PR tubeless type.
Break System:	110800 spring brake priority valve system and Wabco 2S/1M ABS system, glad hand 12-0061 and 12-0081, 3/8" blue air tube for control and 3/8" red for supply. T30/30 stroke brake chamber. Air Tanks.
Electrical:	Mold seal wiring harness, Reserved and GPS connector. 12-volt LED lighting. The theft proof design used for 4" LED lighting
Electrical Receptacle:	16-724 aluminum alloy material
Mud Flaps:	24"x30" white PVC mud flaps
Document Holder:	Installed on roadside near crank handle
Conspicuity Tape:	Installed per federal regulations
Painting:	Abrasive blast of all metal surfaces – not less than SA-2 to achieve clean bare steel. Surface will be coated with electrophoresis primer and true acrylic aliphatic urethane topcoat
Marking:	Dorsey configuration (includes decal, VIN, nameplate)
Hubdrometer:	YES
Tire Inflation System:	None

Note: All specifications are subject to change without prior notification. All dimension and weights are approximate. Trailers pictured in this brochure may feature optional equipment. Axle placement and legal load rating are dependent upon federal, state, and local regulations, GAWR and tire ratings. Copyright © 2019 Pitts Enterprises, Inc. (published). All rights reserved.

1 Trailer Drive • Pittsview, AL 36871 • 855-4-CHASSIS

DorseyIntermodal.com

1 Trailer Drive • Pittsview, AL 36871 • 855-4-CHASSIS

DorseyIntermodal.com

